


## PCB terminal block - MKDSD 2,5/ 9-5,08 - 1730573

Please be informed that the data shown in this PDF Document is generated from our Online Catalog. Please find the complete data in the user's documentation. Our General Terms of Use for Downloads are valid (<http://phoenixcontact.com/download>)



PCB terminal block, Nominal current: 24 A, Nom. voltage: 400 V, Pitch: 5.08 mm, Number of positions: 9, Connection method: Screw connection, Mounting: Soldering, Conductor/PCB connection direction: 0 °, Color: green

The illustration shows a combination as a 12-position version



### Key commercial data

Packing unit	1 pc
Weight per Piece (excluding packing)	19.88 GRM
Custom tariff number	85369010
Country of origin	Poland

### Technical data

#### Dimensions

Length	11.62 mm
Pitch	5.08 mm
Dimension a	40.64 mm
Pin dimensions	1,1 x 0,8 mm
Hole diameter	1.4 mm

#### General

Range of articles	MKDSD 2,5
Insulating material group	I
Rated surge voltage (III/3)	4 kV
Rated surge voltage (III/2)	4 kV
Rated surge voltage (II/2)	4 kV
Rated voltage (III/3)	250 V
Rated voltage (III/2)	400 V
Rated voltage (II/2)	630 V

# PCB terminal block - MKDSD 2,5/ 9-5,08 - 1730573

## Technical data

### General

Connection in acc. with standard	EN-VDE
Nominal current $I_N$	24 A
Nominal cross section	2.5 mm <sup>2</sup>
Maximum load current	24 A
Insulating material	PA
Solder pin surface	Sn
Inflammability class according to UL 94	V0
Internal cylindrical gage	A3
Stripping length	8 mm
Number of positions	9
Screw thread	M3
Tightening torque, min	0.5 Nm
Tightening torque max	0.6 Nm

### Connection data

Conductor cross section solid min.	0.14 mm <sup>2</sup>
Conductor cross section solid max.	2.5 mm <sup>2</sup>
Conductor cross section stranded min.	0.14 mm <sup>2</sup>
Conductor cross section stranded max.	2.5 mm <sup>2</sup>
Conductor cross section stranded, with ferrule without plastic sleeve min.	0.25 mm <sup>2</sup>
Conductor cross section stranded, with ferrule without plastic sleeve max.	2.5 mm <sup>2</sup>
Conductor cross section stranded, with ferrule with plastic sleeve min.	0.25 mm <sup>2</sup>
Conductor cross section stranded, with ferrule with plastic sleeve max.	1.5 mm <sup>2</sup>
Conductor cross section AWG/kcmil min.	26
Conductor cross section AWG/kcmil max	14
2 conductors with same cross section, solid min.	0.14 mm <sup>2</sup>
2 conductors with same cross section, solid max.	0.75 mm <sup>2</sup>
2 conductors with same cross section, stranded min.	0.14 mm <sup>2</sup>
2 conductors with same cross section, stranded max.	0.75 mm <sup>2</sup>
2 conductors with same cross section, stranded, ferrules without plastic sleeve, min.	0.25 mm <sup>2</sup>
2 conductors with same cross section, stranded, ferrules without plastic sleeve, max.	0.75 mm <sup>2</sup>
2 conductors with same cross section, stranded, TWIN ferrules with plastic sleeve, min.	0.5 mm <sup>2</sup>
2 conductors with same cross section, stranded, TWIN ferrules with plastic sleeve, max.	1.5 mm <sup>2</sup>
Minimum AWG according to UL/CUL	30

# PCB terminal block - MKDSD 2,5/ 9-5,08 - 1730573

## Technical data

### Connection data

Maximum AWG according to UL/CUL	12
---------------------------------	----

## Classifications

### eCl@ss

eCl@ss 4.0	27141109
eCl@ss 4.1	27141109
eCl@ss 5.0	27141190
eCl@ss 5.1	27141190
eCl@ss 6.0	27261101
eCl@ss 7.0	27440401
eCl@ss 8.0	27440401

### ETIM

ETIM 3.0	EC001121
ETIM 4.0	EC002643
ETIM 5.0	EC002643

### UNSPSC

UNSPSC 6.01	30211801
UNSPSC 7.0901	39121432
UNSPSC 11	39121432
UNSPSC 12.01	39121432
UNSPSC 13.2	39121432

## Approvals

### Approvals

---

#### Approvals

CSA / UL Recognized / SEV / cUL Recognized / GOST / CCA / GOST / cULus Recognized

---

#### Ex Approvals

---

#### Approvals submitted


---

# PCB terminal block - MKDSD 2,5/ 9-5,08 - 1730573


## Approvals


### Approval details

CSA 		
	B	D
mm <sup>2</sup> /AWG/kcmil	28-12	28-12
Nominal current I <sub>N</sub>	10 A	10 A
Nominal voltage U <sub>N</sub>	300 V	300 V

UL Recognized 		
	B	D
mm <sup>2</sup> /AWG/kcmil	30-12	30-12
Nominal current I <sub>N</sub>	20 A	10 A
Nominal voltage U <sub>N</sub>	300 V	300 V

SEV	
mm <sup>2</sup> /AWG/kcmil	2.5
Nominal voltage U <sub>N</sub>	400 V


cUL Recognized 		
	B	D
mm <sup>2</sup> /AWG/kcmil	30-12	30-12
Nominal current I <sub>N</sub>	20 A	10 A
Nominal voltage U <sub>N</sub>	300 V	300 V

GOST 	
--	--

CCA	
mm <sup>2</sup> /AWG/kcmil	2.5
Nominal voltage U <sub>N</sub>	400 V

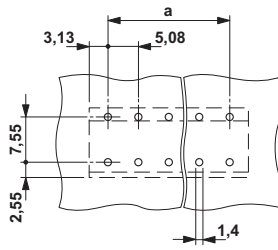
# PCB terminal block - MKDSD 2,5/ 9-5,08 - 1730573

## Approvals



## Drawings

Drilling diagram



Dimensioned drawing

