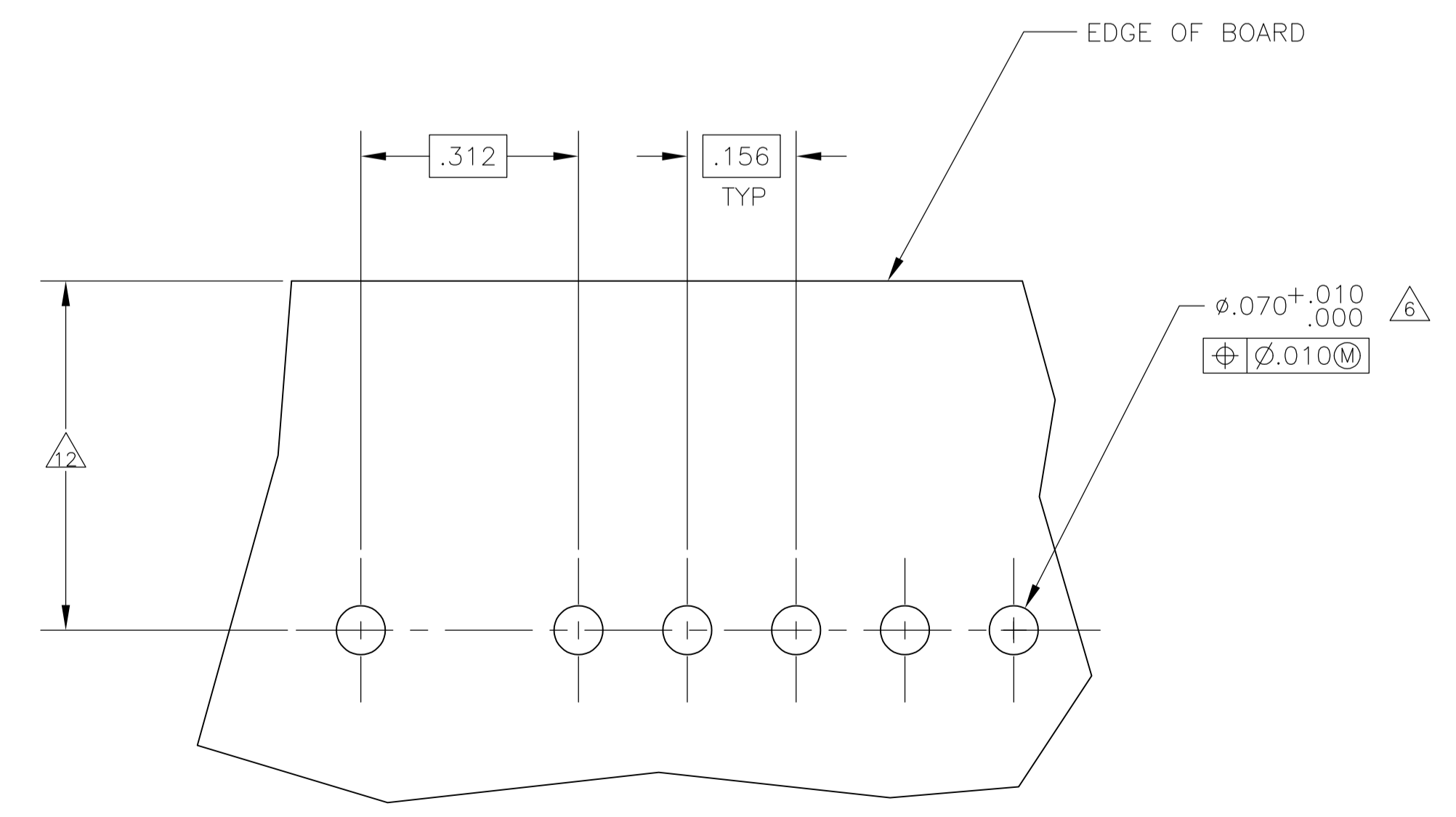
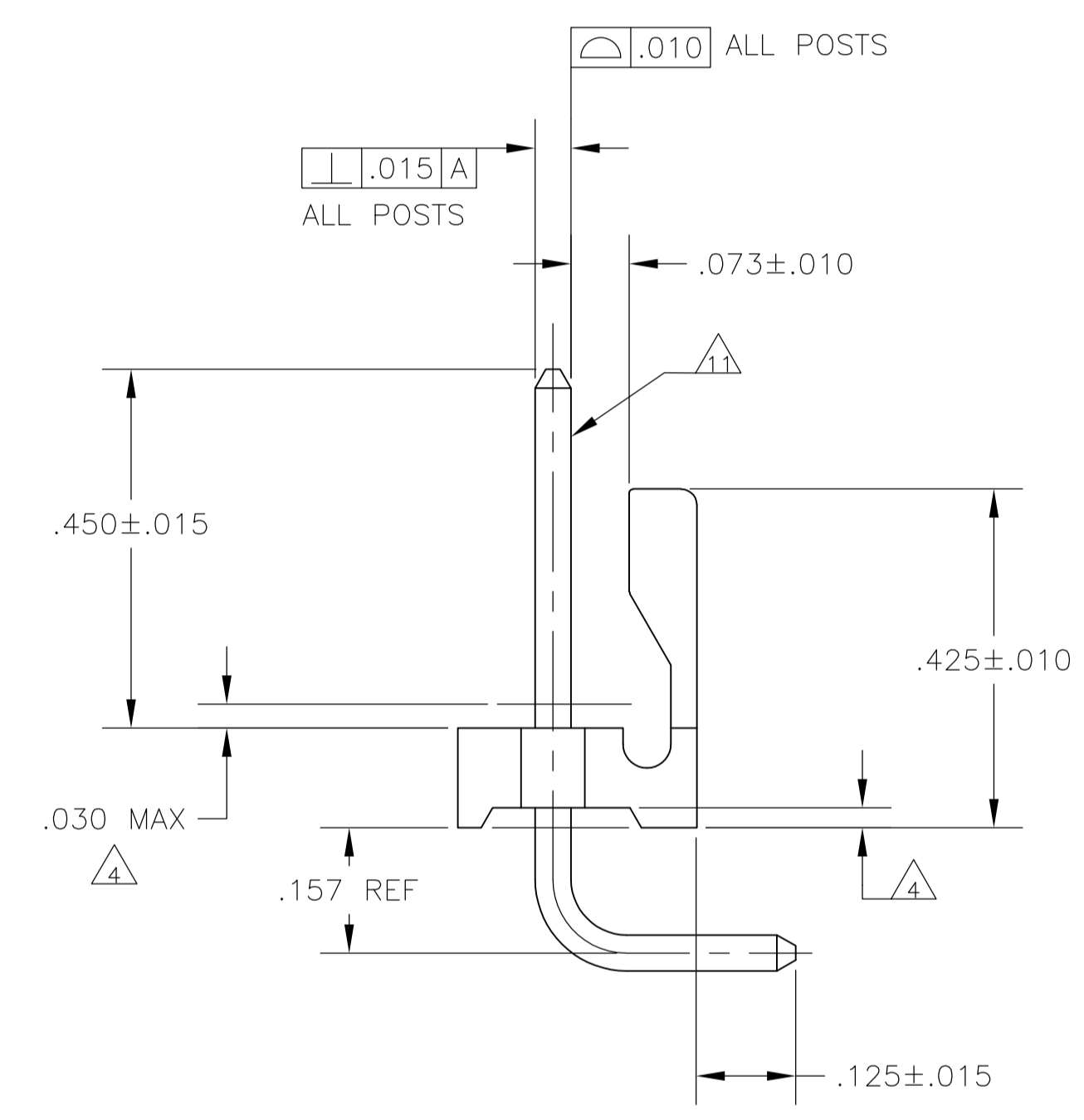
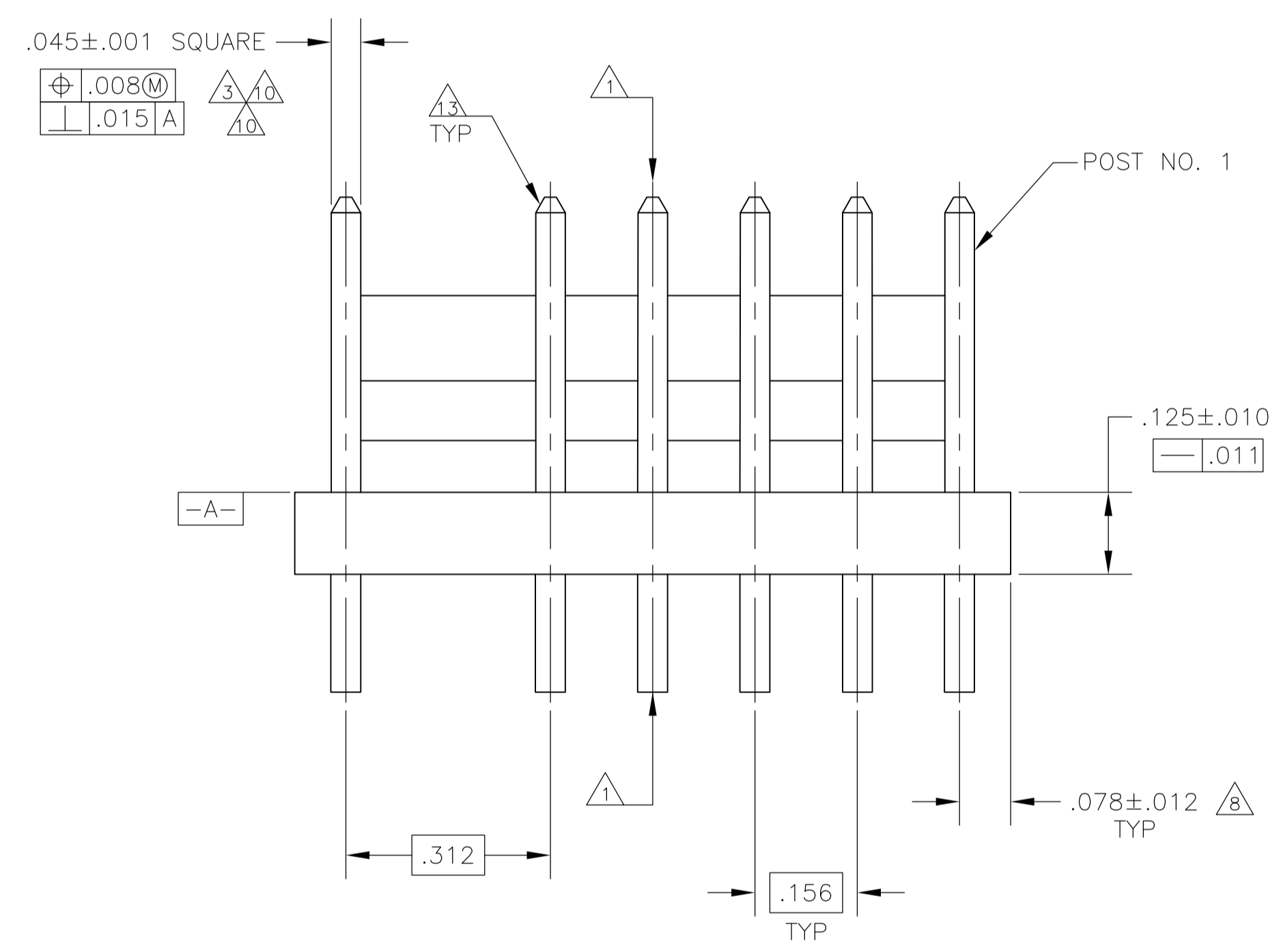
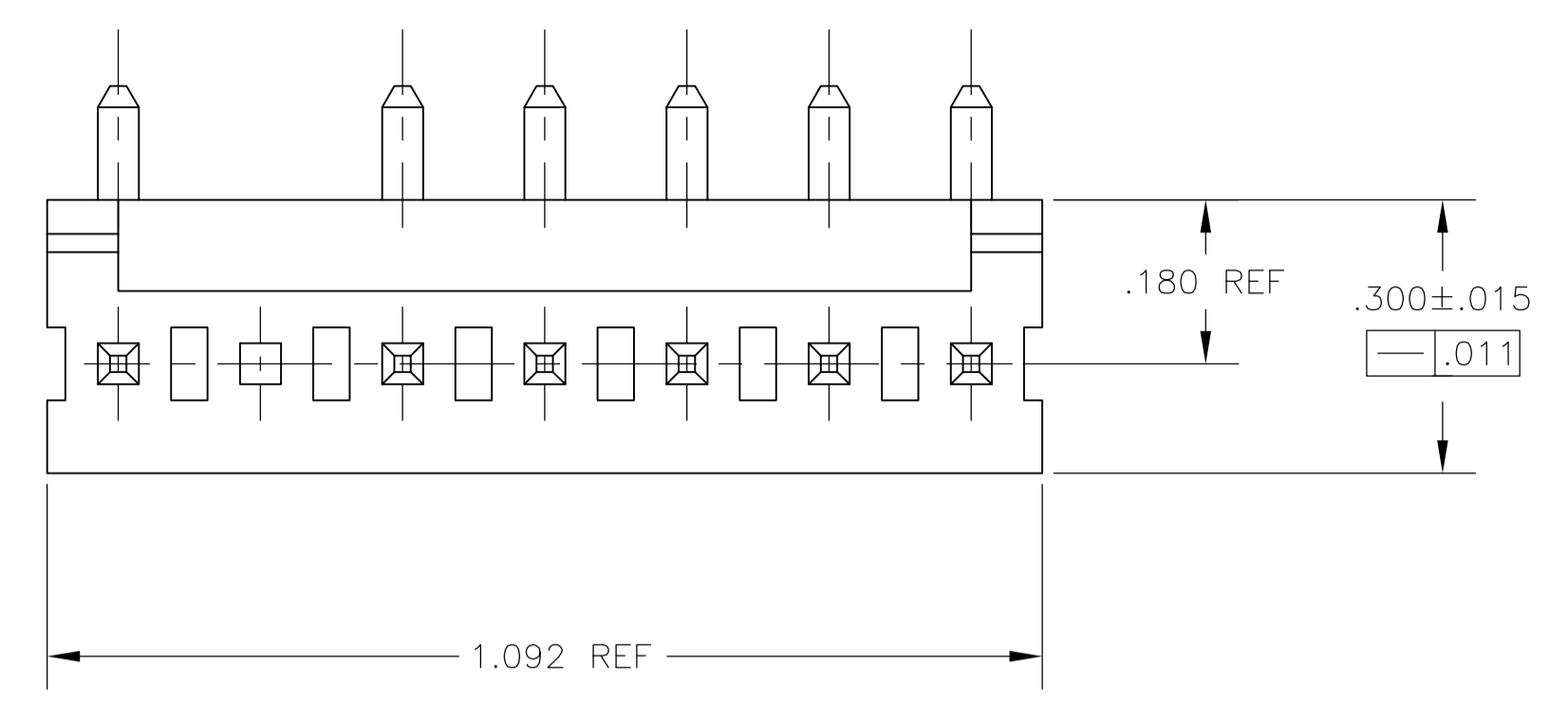


LOC		DIST		REVISIONS			
CM	00	REV	DATE	BY	CHK	APPV	
H	REVISED PER ECO-12-016930		05OCT12	KH	SM		



- 1 POST TO WITHSTAND 1.3 NEWTONS (3LBS.) MIN. AXIAL FORCE IN BOTH DIRECTIONS SHOWN WITHOUT DISLODGING.
- 2 TOLERANCES APPLY TO SOLDER SIDE OF BOARD.
- 3 MEASURED AT SURFACE -A-
- 4 PLASTIC FLASH PERMITTED IN THIS AREA.
- 5 PARTS COMPLY WITH AMP SOLDERABILITY SPEC. NO. 109-11-2.
- 6 ONE HOLE MAY BE UNDERSIZED (.065/.060 DIA.) FOR ASSEMBLY RETENTION DURING WAVE SOLDERING.
- 7 MATERIAL:
HEADER - THERMOPLASTIC POLYESTER GLASS-FILLED 94V-0 (NATURAL)
POST - COPPER ALLOY (TIN PLATED)
- 8 COORDINATE DIMENSION APPLIES FROM CENTER OF ACTUAL FEATURE.
- 9 PLASTIC BURRS CAUSED BY CUT-OFF TOOLING ARE PERMITTED WITHIN THE MAXIMUM TOLERANCE ENVELOPE.
- 10 POST TO BE MEASURED WHEN STRIP IS HELD FLAT.
- 11 POST MUST WITHSTAND TWO 90° BENDS AGAINST EXTRUSION WITHOUT BREAKING.
- 12 DIMENSION SHOULD BE .500-.650 WHEN MATING WITH A MTA-156 CONNECTOR ASSEMBLY OR .500 MIN WHEN MATING WITH A SL-156 CONNECTOR ASSEMBLY.
- 13 PIN BURR OF .005 MAX. VERTICAL AND .003 MAX. HORIZONTAL PERMITTED AT POST TIPS ON BOTH ENDS.

IN	MM	IN	MM
.070	1.78	-	-
.068	1.73	-	-
.065	1.65	-	-
.063	1.60	-	-
.060	1.52	1.092	27.74
.045	1.14	.650	16.51
.030	0.76	.500	12.70
.015	0.38	.450	11.43
.012	0.30	.425	10.80
.011	0.28	.312	7.93
.010	0.25	.300	7.62
.008	0.20	.180	4.57
.005	0.13	.157	3.99
.003	0.08	.156	3.96
.001	0.03	.125	3.18
.000	0.00	.078	1.98
IN	MM	IN	MM

CONVERSION TABLE

RECOMMENDED MOUNTING HOLE PATTERN FOR .063 THICK P.C. BOARD

644699-1 SHOWN

PRELIMINARY	3	644699-3
	4	644699-2
	6	644699-1
POST NUMBER OMITTED		PART NUMBER

THIS DRAWING IS A CONTROLLED DOCUMENT.		DIN S. HOOVER 07NOV02		TE Connectivity	
DIMENSIONS: INCHES		TOLERANCES UNLESS OTHERWISE SPECIFIED:		NAME: MTA-156 HEADER ASSEMBLY, FRICTION LOCK, RIGHT ANGLE, REAR BEND, .045 SQUARE POST, TIN PLATED, 7 POSITION, OMITTED POST	
0. PLC ± -		1. PLC ± -		SIZE: A1	
2. PLC ± -		3. PLC ± .005		CAGE CODE: 00779	
4. PLC ± -		ANGLES ± -		DRAWING NO: 644699	
MATERIAL: THERMOPLASTIC POLYESTER GLASS-FILLED 94V-0 (NATURAL)		FINISH: COPPER ALLOY (TIN PLATED)		WEIGHT: -	
CUSTOMER DRAWING		SCALE: 5:1		SHEET 1 OF 1	