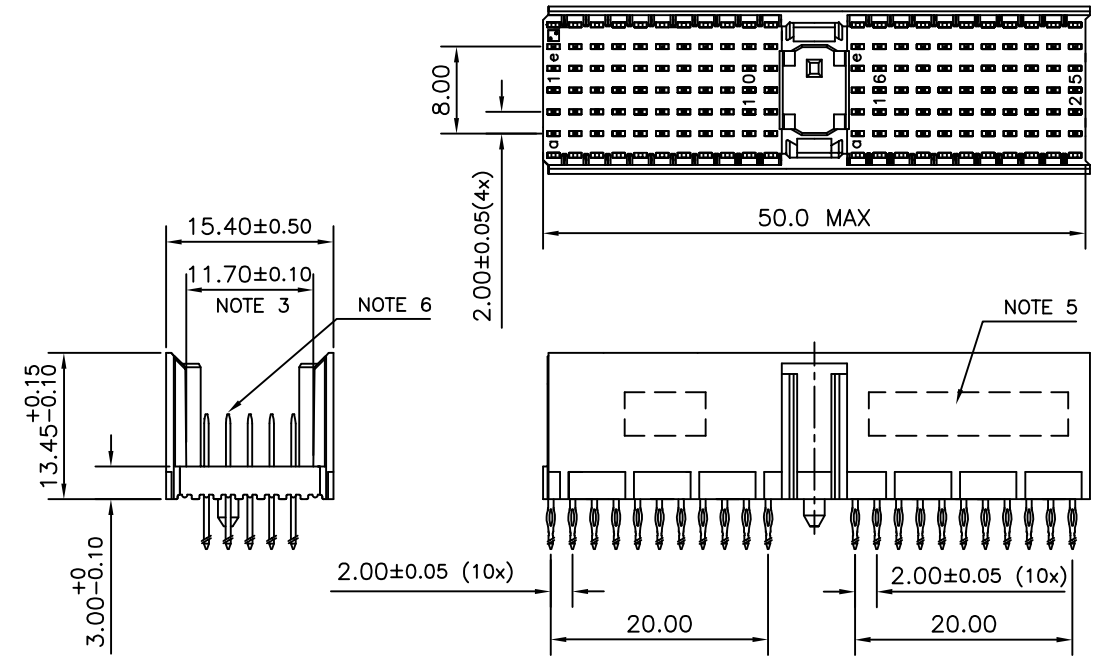


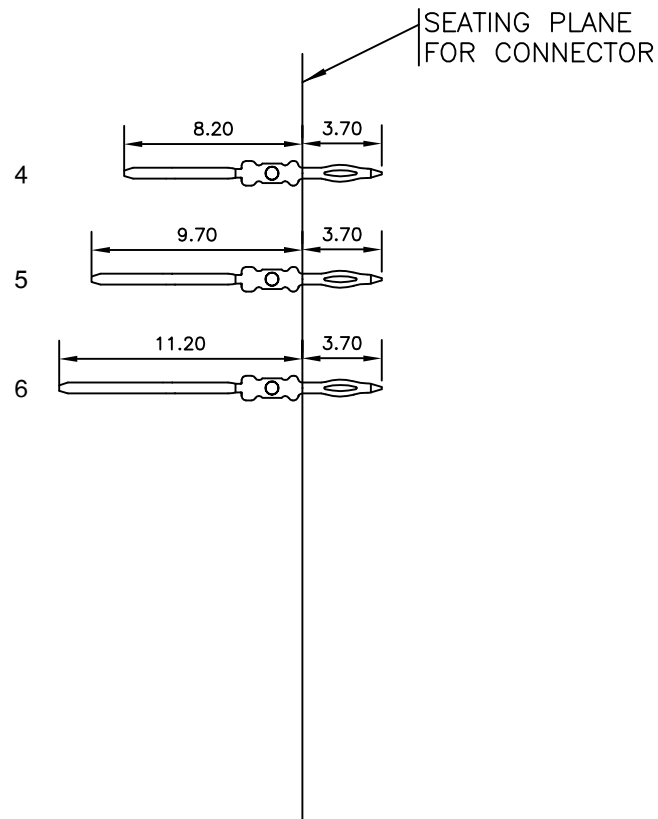
LOADING PATTERN MATING SIDE

f	0	0	0	0	0	0	0	0	0	0	0	0	0	0	0	0	0	0	0	0
e	5	5	5	5	5	5	5	5	5	5	5	5	5	5	5	5	5	5	5	5
d	5	5	6	5	5	5	6	5	6	5	4	6	5	6	5	6	5	6	5	5
c	5	6	5	6	5	5	5	5	5	5	5	5	5	5	6	5	6	5	5	5
b	5	5	5	5	5	5	5	5	5	5	5	5	5	4	5	5	5	5	5	5
a	5	5	5	5	5	5	5	5	5	5	5	5	5	5	5	5	5	5	5	5
z	0	0	0	0	0	0	0	0	0	0	0	0	0	0	0	0	0	0	0	0
POS	0	0	0	0	0	0	0	0	0	0	0	0	0	0	0	0	0	0	0	0
	1	5	0	5	0	1	5	0	2	0	5	0	2	5	0	5	0	2	5	0

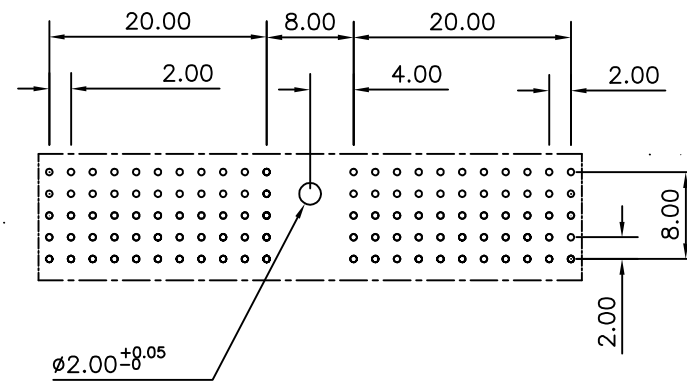
LOADED CONNECTOR ASSEMBLY
(FOR EXAMPLE)



CONTACT OVERVIEW



LAY-OUT P.C.B.-HOLE



HM2P07PDU1A0 LEAD FREE INDICATOR : LF = LEAD FREE (DIGIT 15 & 16)
 PLATING CODE (DIGIT 13 AND 14)
 (REF DRW NO. BS,C , 201844 , 003)

NOTES

1. THIS PRODUCT IS CSA APPROVED.
 2. THIS PRODUCT IS UL RECOGNIZED.
 3. MEASURED AT THE BOTTOM.
 4. MATERIAL CONTACT: PHOSPHORBRONZE
HOUSING: CREAM WHITE GLASS FILLED POLYESTER UL-94V0
 5. CONNECTOR PRINTED WITH P/N AND DATE CODE.
 6. FOR ACTUAL CONTACT LOADINGS, SEE LOADING PATTERN MATING SIDE.
 7. SHAPE OF CONNECTOR HOUSING CAN ALTER DEPENDING ON PRODUCTION LOCATION
 8. THE PRODUCT (LF) MEETS EUROPEAN UNION DIRECTIVES AND OTHER COUNTRY REGULATIONS AS DESCRIBED IN GS-22-008
 9. FOR RECOMMENDED PTH DIMENSIONS REFER DRAWING : BS, A , 201572 , 001
- CATALOG NO: HM2P07PDU1A0----

mat'l. code SEE NOTE 4				surface ISO 1302 <input checked="" type="checkbox"/>		tolerance ISO 406 ISO 1101		projection 		product family MILLIPACS	
litr				ecn no		dr		date		title	
A				I05-0058		MINI		2005-04-15		MPACS 5+2R STR HDR PF CONN TYPE A	
B				I05-0222		MINI		2005-11-08			
C				I06-0099		MINI		2006-07-12			
						dr		MINI K VANDANATH		2005-04-15	
						enr		BIJU K PAUL		2005-04-15	
						chr		BIJU K PAUL		2006-07-12	
						appd		BIJU K PAUL		2006-07-12	
sheet index		revision sheet		C		1				sheet 1 of 1 size A3	
										type Product Customer Drawing	