THIS DRAWING IS UNPUBLISHED. RELEASED FOR PUBLICATION 20
© COPYRIGHT 20 BY TYCO ELECTRONICS CORPORATION. ALL RIGHTS RESERVED.

PART NUMBER	REV	FIRST USED	POWER UNIT	FEED TYPE	DESCRIPTION
1852822-1	A	122500-1	LEADMAKER	POST FEED	CUTS CARRIER
1852822-2	A	565435-5	BENCH MODEL K	PRE FEED	CUTS CARRIER
1852822-3	A	354500-1	BENCH MODEL G	PRE FEED	CUTS CARRIER
1852822-6	A	122500-1	LEADMAKER	POST FEED	CONTINUOUS CARRIER
7-1852822-7	A	-	-	-	SPARE PARTS

1. RECOMMENDED SPARE PARTS
2. GREASE LIGHTLY
3. GUARD MUST BE IN PLACE WHEN OPERATING APPLICATOR IN A BENCH MACHINE
4. CUT TO LENGTH AT ASSY

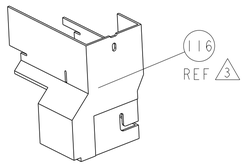

AMP-O-LECTRIC TERM GUARD

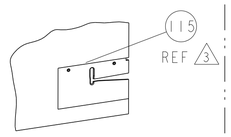

G TERMINATOR GUARD

TERMINAL NAME: TERMINAL

TE PN	KOSTAL	KOSTAL TERMINAL - TE CRIMP SPECS			
1949900-1	22124492690				
-	-	PAD LTR	CRIMP HEIGHT		WIRE SIZE
-	-	A	1.19mm+.05/-.05[.047+.002/-.002]		18TXL
-	-	B			-
-	-	C			-
-	-	D			-
-	-	CRIMP	SIZE	TYPE	RANGE
-	-				
-	-	WIRE	1.57mm [.062]	F	18TXL
-	-	INSUL	2.79mm [.110]	O	Ø2.67mm MAX [.105 MAX]
WIRE STRIP LENGTH 3.57-3.95	TERM APPL SPEC NONE	FEED 8.03	APPLICATOR INSTRUCTIONS 408-8040		SET UP GAGE 458637-1

LOC	DIST
A	66

REVISIONS

P	LTR	DESCRIPTION	DATE	DWN	APVD
	A1	ECR-15-012216	17AUG2015	MR	JDG

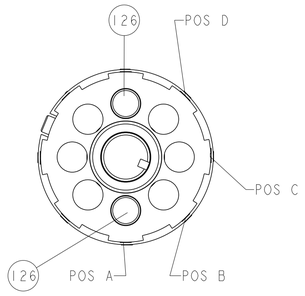

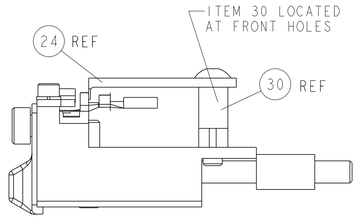

FEED TRACK POSITION GUIDE BY INS. BARREL

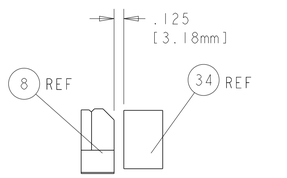

TERMINAL SUPPORT LOCATION

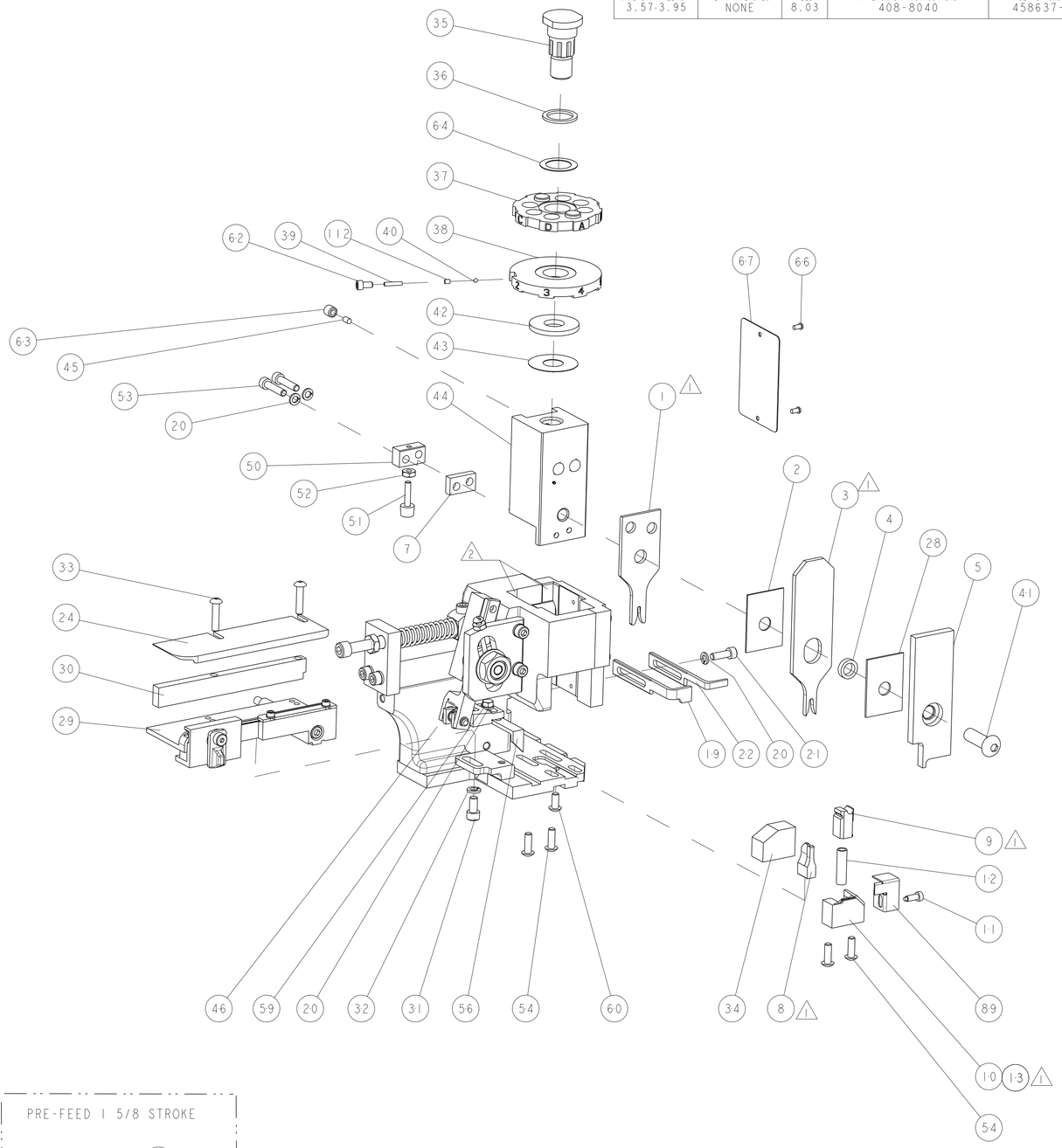

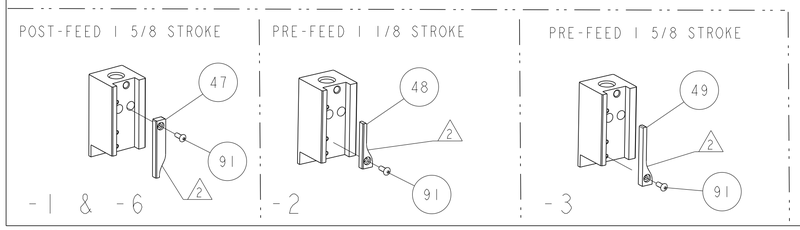

	-	2	2	2	2	-	3-354779-0	PIN, WIRE DISC, .3140	126
3	-	-	-	REF	-	..	455749-1	GUARD WINDOW	116
3	-	-	REF	-	-	..	679532-1	INSERT, GUARD	115
	-	1	1	1	1	-	690603-1	SPRING ASSIST AMP-O-MATOR APPLICATOR	112
	-	1	1	1	1	-	1-21002-7	SCR, BTN SKT HD CAP 6-32 X .375	91
	-	1	1	1	1	-	318563-1	GUARD, FRONT CHIP	89
	-	1	1	1	1	-	4088040	SF APPL INST 408-8040	72
	-	1	1	1	1	-	217238-1	GENERAL INSTRUCTION PKG	71
	-	1	1	1	1	-	461264-1	PLATE, IDENTIFICATION	67
	-	2	2	2	2	-	21017-2	SCREW, DRIVE	66
	-	1	1	1	1	-	986950-1	WASHER, FLAT PRECISION	64
	-	1	1	1	1	-	21009-2	SCR, SET, SELF LOCKING 1/4-20 X .250	63
	-	1	1	1	1	-	23030-1	SCR, SKT HD CAP 6-32 x .25	62
	-	1	1	1	1	-	22733-8	SCR, BHSC, SELF-LOCKING, 8-32 X .375	60
	-	1	1	1	1	-	2-22603-0	SCR, HEX HD CAP 8-32 X .312	59
	-	1	1	1	1	-	458537-2	PAWL, FEED	56
	-	4	4	4	4	-	2-21002-2	SCR, BTN SKT HD CAP 8-32 X .500	54
4	-	2	2	2	2	-	2-21000-9	SCR, SKT HD CAP 8-32 X .750	53
	-	1	1	1	1	-	21018-5	NUT, HEX, REG 6-32	52
	-	1	1	1	1	-	811242-2	BUMPER, HOLD DOWN	51
	-	1	1	1	1	-	690753-1	SPACER, TONKER	50
	-	-	1	-	-	..	690602-6	CAM, PRE FEED, 1 5/8	49
	-	-	-	1	-	..	690602-5	CAM, PRE FEED, 1 1/8	48
	-	1	-	-	1	-	690501-4	CAM, POST-FEED 1 5/8	47
	-	1	1	1	1	-	459456-1	APPL. BASIC SUB ASSY (SIDE WISE MQCA)	46
	-	1	1	1	1	-	690191-1	PLUG,NYLON	45
	-	1	1	1	1	-	455673-1	RAM, SIDE FEED	44
	-	1	1	1	1	-	690125-1	SHIM SUB-ASSY	43
	-	1	1	1	1	-	690124-1	WASHER, RAM (.115)	42
	-	1	1	1	1	-	7-21002-9	SCR, BTN SKT HD CAP 5/16-24 X 1.00	41
	-	1	1	1	1	-	23241-6	BALL, STEEL	40
	-	1	1	1	1	-	690170-1	SPRING, COMPRESSION	39
	-	1	1	1	1	-	690142-5	DISC, INSULATION	38
	-	1	1	1	1	-	354777-1	WIRE DISC, ASSEMBLY	37
	-	1	1	1	1	-	22480-5	SPRING, COMPRESSION	36
	-	1	1	1	1	-	690212-1	POST, RAM	35
	-	1	1	1	1	-	690786-6	TERMINAL SUPPORT	34
	-	2	2	2	2	-	2-21002-4	SCR, BTN SKT HD CAP 8-32 X .750	33
	-	1	1	1	1	-	21024-5	WASHER, SPRG LOCK, REG NO 10	32
	-	1	1	1	1	-	3-21000-4	SCR, SKT HD CAP 10-32 X .375	31
	-	1	1	1	1	-	1320908-8	SPACER, STRIP GUIDE	30
	-	1	1	1	1	-	1633091-3	ASSEMBLY, STRIP GUIDE	29
	-	1	1	1	1	-	1-455888-0	SPACER, CRIMPER	28
	-	1	1	1	1	-	1320928-1	STRIP GUIDE	24
	-	1	-	-	1	-	690472-2	STRIPPER	22
	-	1	1	1	1	-	2-21000-7	SCR, SKT HD CAP 8-32 X .500	21
	-	4	4	4	4	-	21024-4	WASHER, SPRG LOCK, REG NO 8	20
	-	-	1	1	-	-	691353-1	STRIPPER	19
1	-	1	-	-	-	-	679625-1	SHEAR HOLDER, FRONT (NO CUT)	13
	-	1	1	1	1	-	3-22280-3	SPRING, COMPRESSION	12
	-	1	1	1	1	-	690461-1	STOP, SHEAR	11
1	-	-	1	1	1	-	690459-1	SHEAR HOLDER, FRONT	10
1	-	1	1	1	1	-	462006-1	FLOATING SHEAR, FRONT	9
1	1	1	1	1	1	-	4-1633107-5	ANVIL, COMBINATION .062	8
	-	1	1	1	1	-	240641-3	SPACER	7
	-	-	-	-	-	..	-	-	6
	-	1	1	1	1	-	2-455889-0	DEPRESSOR, SHEAR	5
	-	1	1	1	1	-	238011-2	BLOCK, CRIMPER SPACER	4
1	1	1	1	1	1	-	456135-7	CRIMPER, INSULATION O PREMIUM	3
	-	1	1	1	1	-	455888-7	SPACER, CRIMPER	2
1	1	1	1	1	1	-	3-456403-4	CRIMPER, WIRE PREMIUM	1
	-77	-6	-3	-2	-1	U/M	PART NO	DESCRIPTION	ITEM NO

THIS DRAWING IS A CONTROLLED DOCUMENT FOR TYCO ELECTRONICS CORPORATION. IT IS SUBJECT TO CHANGE WITHOUT NOTICE. ANY ORGANIZATION OR INDIVIDUAL SHOULD BE CONTACTED FOR THE LATEST REVISION.

DIMENSIONS: INCHES

TOLERANCES UNLESS OTHERWISE SPECIFIED:
0 PLC ±-
1 PLC ±-
2 PLC ±-
3 PLC ±-
4 PLC ±-
ANGLES ±-

MATERIAL -
FINISH -

DWN K.HUANG	17FEB2009	Tyco Electronics — Tyco Electronics, Harrisburg, PA 17105-3608
CHK S.XI	17FEB2009	
APVD N.DEMING	17FEB2009	NAME: SIDE FEED HDM APPLICATOR
PRODUCT SPEC -		-
APPLICATION SPEC -		-
WEIGHT -		

SIZE	CAGE CODE	DRAWING NO	RESTRICTED TO
A1	00779	C-1852822	-

Customer Drawing — SCALE 3:5 — SHEET 1 OF 1 — REV A1

CUSTOMER VIEWABLE ASSEMBLY