

SINGLE-SUPPLY DUAL COMPARATOR

■ GENERAL DESCRIPTION

The NJM2407 is a single-supply dual comparator in small surface mount packages of MSOP8 (VSP8) and MSOP8(TVSP). The darlington PNP type input stage provides a signal detection of ground level. Further two-stage common-emitter output circuit provides a large gain, low output saturation voltage of 400mV (max.) and output sink current of 6mA (min.).

■ PACKAGE OUTLINE



NJM2407R
(MSOP8(VSP8))



NJM2407RB1
(MSOP8(TVSP8))

■ FEATURES

- Operating Voltage
- Output Sink Current
- Response Time
- Bipolar Technology
- Package Outline

$V^+ = +2V$ to $+20V$

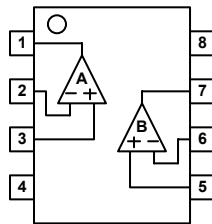
6mA min.

0.8 μ s typ.

MSOP8 (VSP8) MEET JEDEC MO-187-DA

MSOP8 (TVSP8) MEET JEDEC MO-187-DA / THIN TYPE

■ PIN CONFIGURATION

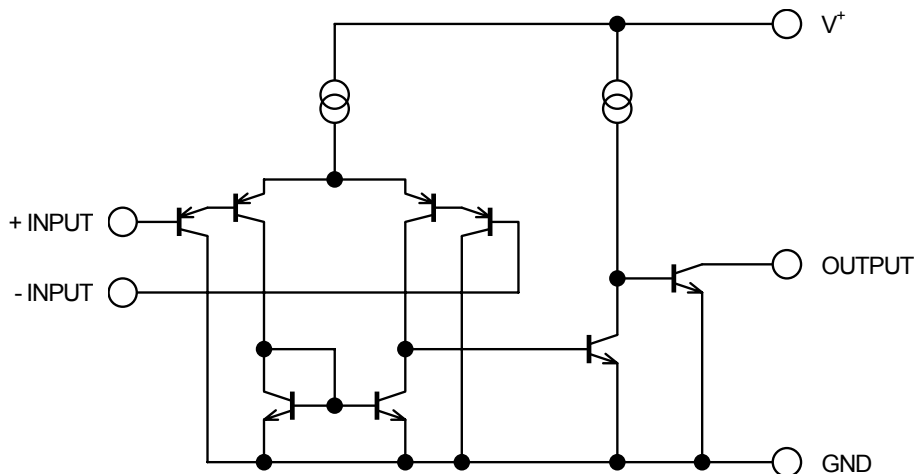


NJM2407R
NJM2407RB1

PIN FUNCTION

- 1.A OUTPUT
- 2.A -INPUT
- 3.A +INPUT
- 4.GND
- 5.B +INPUT
- 6.B -INPUT
- 7.B OUTPUT
- 8. V^+

■ EQUIVALENT CIRCUIT (1/2 Shown)



NJM2407

■ ABSOLUTE MAXIMUM RATINGS

(Ta=25°C)

PARAMETER	SYMBOL	RATINGS	UNIT
Supply Voltage	V^+ (V^+V^-)	20 (± 10)	V
Differential Input Voltage	V_{ID}	± 20	V
Input Voltage	V_{IN}	-0.3~+20 (note)	V
Power Dissipation	P_D	MSOP8(VSP/TVSP) 320	mW
Operating Temperature Range	T_{opr}	-40~+85	°C
Storage Temperature Range	T_{stg}	-50~+125	°C

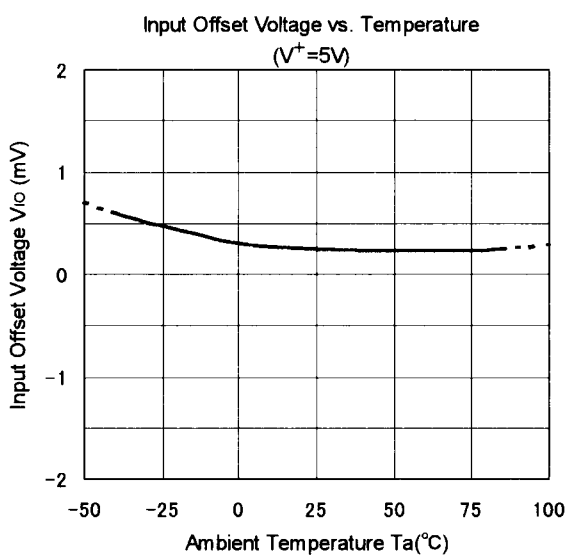
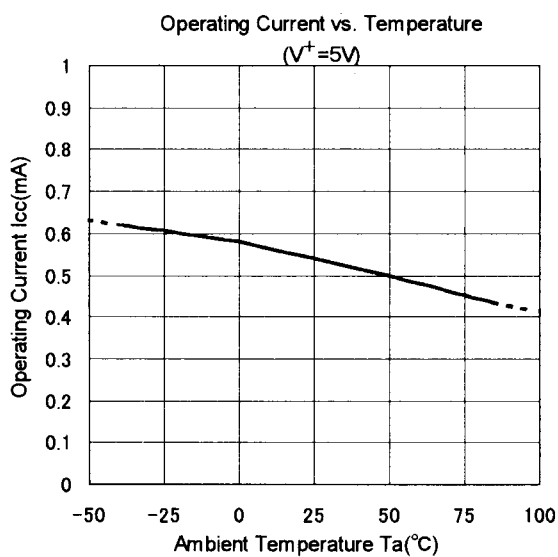
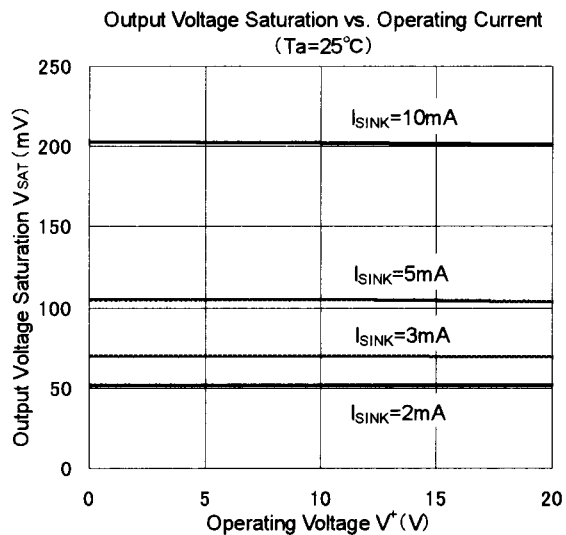
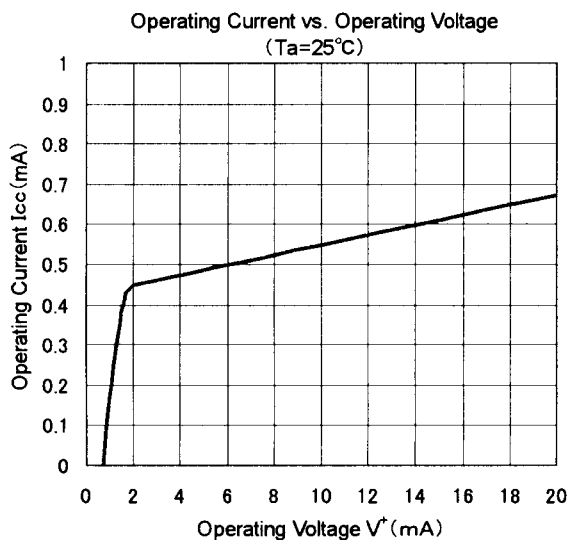
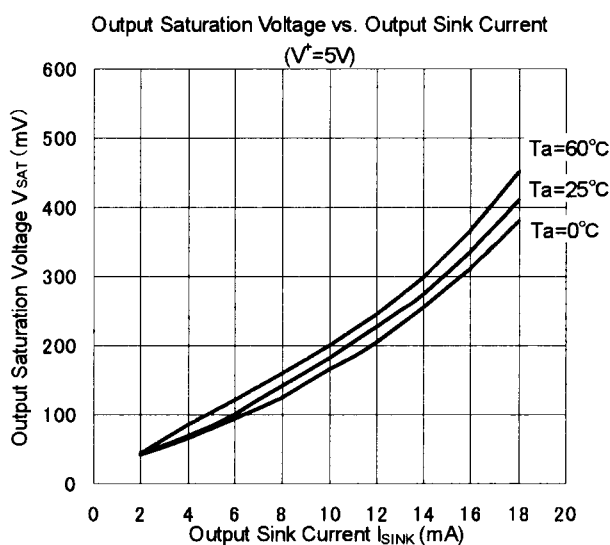
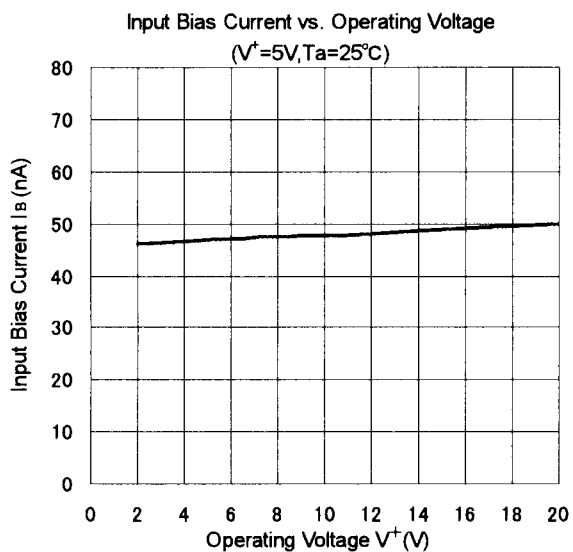
(note) When the supply voltage is less than +20V,the absolute maximum input is equal to the supply voltage.

■ ELECTRICAL CHARACTERISTICS

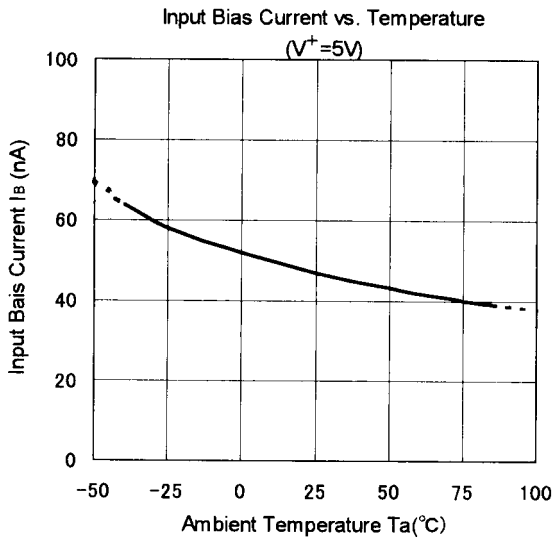
($V^+=5V, Ta=25^\circ C$)

PARAMETER	SYMBOL	TEST CONDITION	MIN.	TYP.	MAX.	UNIT
Input Offset Voltage	V_{IO}	$R_S=0\Omega, V_O=1.4V$	-	2	7	mV
Input Offset Current	I_{IO}		-	5	50	nA
Input Bias Current	I_B		-	25	250	nA
Large Signal Voltage Gain	A_V	$R_L=15k\Omega$	-	106	-	dB
Input Common Mode Voltage Range	V_{ICM}		0~3.5	-	-	V
Response Time	t_R	$R_L=5.1k\Omega$	-	0.8	-	μs
Output Sink Current	I_{SINK}	$V_{IN}^- = 1V, V_{IN}^+ = 0V, V_O = 1.5V$	6	16	-	mA
Output Saturation Voltage	V_{SAT}	$V_{IN}^- = 1V, V_{IN}^+ = 0V, I_{SINK} = 3mA$	-	200	400	mV
Output Leakage Current	I_{LEAK}	$V_{IN}^- = 0V, V_{IN}^+ = 1V, V_O = 5V$	-	-	1.0	μA
Operating Current	I_{CC}	$R_L = \infty$	-	0.4	1	mA

■ TYPICAL CHARACTERISTICS



■ TYPICAL CHARACTERISTICS



[CAUTION]

The specifications on this databook are only given for information, without any guarantee as regards either mistakes or omissions. The application circuits in this databook are described only to show representative usages of the product and not intended for the guarantee or permission of any right including the industrial rights.