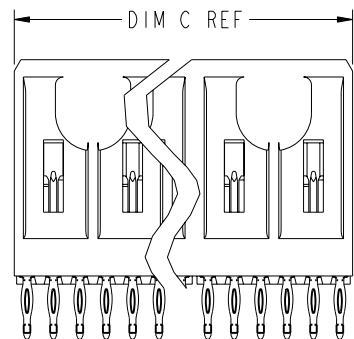
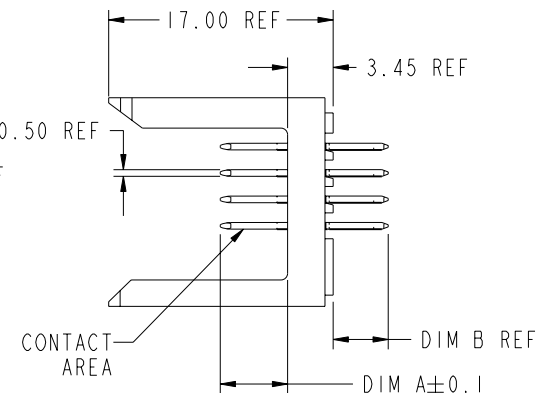
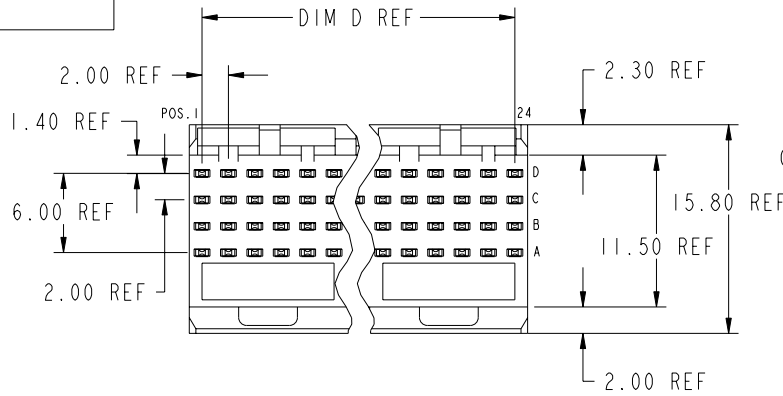




Copyright FCI.

PRODUCT NUMBER



- NOTES:
- FOR DIM A, AND B SEE SHEET 2 AND UP.
 - BODY MATERIAL: LIQUID CRYSTAL POLYMER 30 % GLASS. FLAME RETARDANT ACC. UL 94-V0.
 - PIN MATERIAL: PHOSPHOR BRONZE.
 - PLATING : SEE DRAWING C-8626-000P
 - PRODUCT MARKING: ERICSSON PART NUMBER AND BATCH I.D.
 - ALL PRODUCTS WITH PART NUMBERS SHOWN IN SUBSEQUENT TABLES WILL BE PACKAGED IN TUBES. IF TRAY PACKAGING IS REQUIRED, A SUFFIX "P" WILL BE ADDED TO THE END OF THE PART NUMBER. EXAMPLE: XXXX-XXXP OR XXXX-XXXPLF

**GENERAL CHARACTERISTICS AND ROHS INFORMATIONS:
SEE DRAWING C-8626-000P**

**TIN LEAD PART NUMBER:
58334-XXY**
↑
**LEAD FREE PART NUMBER:
58334-XXYLF**

YY DEFINITION: SEE SHEET 3 AND 4

PLATING IN CONTACT AREA	
DASH NUMBER	PERFORMANCE LEVEL
3YY or 3YYLF	IEC CLASS I
7YY or 7YYLF	ERICSSON SPECIAL

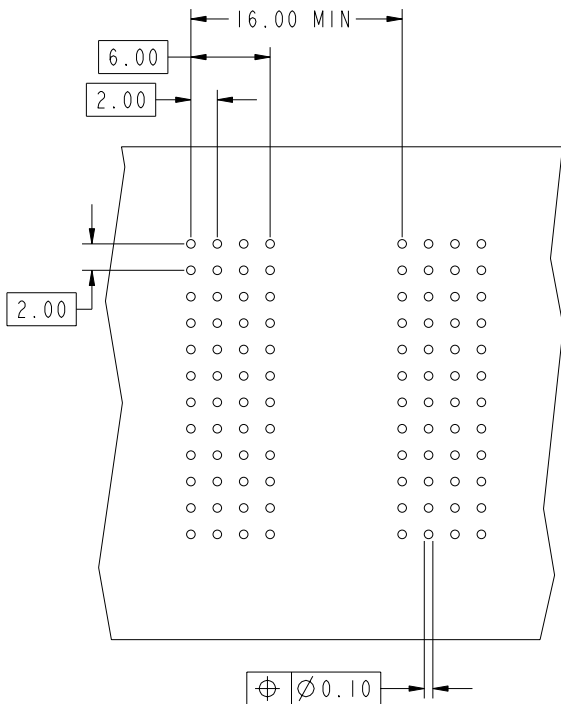
rev	ecn no	dr	date
A	VI2084	TAB	2001/08/30
B	LS2012	SPE	2002/03/13
C	LS05-0065	JTA	2005/08/02
D	LS06-0084	LGO	2006/06/30
-	-	-	-
-	-	-	-
-	-	-	-

www.fciconnect.com			surface ISO 1302	<input checked="" type="checkbox"/>	tolerance std ISO 406 ISO 1101	projection mm	mm
			TOLERANCES UNLESS OTHERWISE SPECIFIED				
Dr	S.PERRICHOT	2002/03/13	ANGULAR	LINEAR	0.x ±0.3	size A4	Scale 5:1
Eng	PH.LEGARE	2002/03/13			0.xx ±0.1		
Chr	PH.LEGARE	2002/03/13	0° ±2°		0.xxx ±0.05	ECN	LS06-0084
Appr	PH.LEGARE	2002/03/13	Product family		METRAL	Spec ref	
			FCI		title METRAL SIGNAL HEADER	dwg no 58334C	Rev. D
			ERICSSON, 4 ROW PRESS-FIT		catalog no	CUSTOMER COPY	sheet 1 of 4

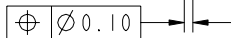
REV F - 2006-04-17



Copyright FCJ.



REQUIRED PC BOARD LAYOUT
COMPONENT SIDE
SEE PRINT 58351 FOR
ADDITIONAL PCB INFORMATION



KEY		
CODE	DIMENSIONS	
	DIM "A" MATE	DIM "B" TAIL
1	5.00	4.30
2	5.75	4.30
3	6.50	4.30
4	7.25	4.30
6	5.75	13.60
7	6.50	13.60
19	8.00	4.30

www.fciconnect.com			surface ISO 1302	<input checked="" type="checkbox"/>	tolerance std ISO 406 ISO 1101	projection 	mm	
			TOLERANCES UNLESS OTHERWISE SPECIFIED					
Dr	S.PERRICHOT	2002/03/13	ANGULAR	LINEAR	0.x	±0.3	size A4	Scale 1:1
Eng	PH.LEGARE	2002/03/13			0.xx	±0.1		
Chr	PH.LEGARE	2002/03/13	0°	±2°	0.xxx	±0.05	ECN	LS06-0084
Appr	PH.LEGARE	2002/03/13	Product family			METRAL	Spec ref	
			title METRAL SIGNAL HEADER			dwg no 58334C		Rev. D
			catalog no			CUSTOMER COPY		sheet 2 of 4

REV F - 2006-04-17

SCALE 2:1



Copyright FCI.

METRAL P/N	ERICSSON P/N	DIM C	DIM D	CONTACT CODE MOD. I						
				ROW	1	2	3	4	5	6
58334-X01	RPV 604 1121	11.93	10.00	D	1	1	1	1	1	1
				C	2	2	2	2	2	2
				B	2	2	2	2	2	2
				A	3	3	3	3	3	3

METRAL P/N	ERICSSON P/N	DIM C	DIM D	CONTACT CODE MOD. I						
				ROW	1	2	3	4	5	6
58334-X02	RPV 604 1122	11.93	10.00	D	2	2	2	2	2	2
				C	2	2	2	2	2	2
				B	2	2	2	2	2	2
				A	3	3	3	3	3	3

METRAL P/N	ERICSSON P/N	DIM C	DIM D	CONTACT CODE MOD. I						
				ROW	1	2	3	4	5	6
58334-X03	RPV 604 1123	11.93	10.00	D	2	2	2	2	2	2
				C	2	2	2	2	2	2
				B	2	2	2	2	2	2
				A	2	2	2	2	2	2

METRAL P/N	ERICSSON P/N	DIM C	DIM D	CONTACT CODE MOD. I						
				ROW	1	2	3	4	5	6
58334-X04	RPV 604 1123/1	11.93	10.00	D	6	6	6	6	6	6
				C	6	6	6	6	6	6
				B	6	6	6	6	6	6
				A	6	6	6	6	6	6

METRAL P/N	ERICSSON P/N	DIM C	DIM D	CONTACT CODE MOD. I						
				ROW	1	2	3	4	5	6
58334-X05	RPV 604 1124	11.93	10.00	D	3	3	3	3	3	3
				C	3	3	3	3	3	3
				B	3	3	3	3	2	2
				A	3	3	3	3	3	3

METRAL P/N	ERICSSON P/N	DIM C	DIM D	CONTACT CODE MOD. I						
				ROW	1	2	3	4	5	6
58334-X06	RPV 604 1125	11.93	10.00	D	1	1	1	1	1	1
				C	1	1	1	1	1	1
				B	1	1	1	1	1	1
				A	1	1	1	1	1	1

METRAL P/N	ERICSSON P/N	DIM C	DIM D	CONTACT CODE MOD. I						
				ROW	1	2	3	4	5	6
58334-X07	RPV 604 1126	11.93	10.00	D	3	3	3	3	3	3
				C	3	3	3	3	3	3
				B	3	3	3	3	3	3
				A	3	3	3	3	3	3

METRAL P/N	ERICSSON P/N	DIM C	DIM D	CONTACT CODE MOD. I						
				ROW	1	2	3	4	5	6
58334-X08	RPV 604 1127	11.93	10.00	D	2	2	2	2	2	2
				C	2	2	2	2	2	2
				B	3	3	3	3	3	3
				A	3	3	3	3	3	3

METRAL P/N	ERICSSON P/N	DIM C	DIM D	CONTACT CODE MOD. I						
				ROW	1	2	3	4	5	6
58334-X09	RPV 604 1127/1	11.93	10.00	D	6	6	6	6	6	6
				C	6	6	6	6	6	6
				B	7	7	7	7	7	7
				A	7	7	7	7	7	7

METRAL P/N	ERICSSON P/N	DIM C	DIM D	CONTACT CODE MOD. I						
				ROW	1	2	3	4	5	6
58334-X10	RPV 604 1128	11.93	10.00	D	2	2	2	2	2	2
				C	3	3	3	3	3	3
				B	3	3	3	3	3	3
				A	3	3	3	3	3	3

METRAL P/N	ERICSSON P/N	DIM C	DIM D	CONTACT CODE MOD. I						
				ROW	1	2	3	4	5	6
58334-X11	RPV 604 1129/1	11.93	10.00	D	1	1	1	1	1	1
				C	2	2	2	2	2	2
				B	2	2	2	2	2	2
				A	3	3	3	3	3	3

METRAL P/N	ERICSSON P/N	DIM C	DIM D	CONTACT CODE MOD. I						
				ROW	1	2	3	4	5	6
58334-X12	RPV 604 1129/2	11.93	10.00	D	-	1	-	1	-	-
				C	2	-	2	-	2	-
				B	2	-	2	-	2	-
				A	3	-	3	-	3	-

METRAL P/N	ERICSSON P/N	DIM C	DIM D	CONTACT CODE MOD. I						
				ROW	1	2	3	4	5	6
58334-X13	RPV 604 1129/3	11.93	10.00	D	1	-	1	1	1	1
				C	2	2	2	2	2	2
				B	2	2	2	2	2	2
				A	3	3	3	3	3	3

METRAL P/N	ERICSSON P/N	DIM C	DIM D	CONTACT CODE MOD. I						
				ROW	1	2	3	4	5	6
58334-X14	RPV 638 1129/1	11.93	10.00	D	4	4	4	4	4	4
				C	4	4	4	4	4	4
				B	4	4	4	4	4	4
				A	19	19	19	19	19	19

www.fciconnect.com		surface ISO 1302 <input checked="" type="checkbox"/>	tolerance std ISO 406 ISO 1101	projection 	mm
TOLERANCES UNLESS OTHERWISE SPECIFIED					
Dr	S.PERRICHOT	2002/03/13	ANGULAR	0.x	±0.3
Eng	PH.LEGARE	2002/03/13	LINEAR	0.xx	±0.1
Chr	PH.LEGARE	2002/03/13	0° ±2°	0.xxx	±0.05
Appr	PH.LEGARE	2002/03/13	Product family	METRAL	Spec ref
			TITLE METRAL SIGNAL HEADER		Rev. D
catalog no			dwg no 58334C		sheet 3 of 4

REV F - 2006-04-17



Copyright FCI.

REV F - 2006-04-17

METRAL P/N	ERICSSON P/N	DIM C	DIM D	CONTACT CODE												
				MOD. 1						MOD. 2						
				ROW	1	2	3	4	5	6	7	8	9	10	11	12
58334-X30	RPV 604 1223	23.93	22.00	D	2	2	2	2	2	2	2	2	2	2	2	2
				C	2	2	2	2	2	2	2	2	2	2	2	
				B	2	2	2	2	2	2	2	2	2	2	2	
				A	2	2	2	2	2	2	2	2	2	2	2	

METRAL P/N	ERICSSON P/N	DIM C	DIM D	CONTACT CODE												
				MOD. 1						MOD. 2						
				ROW	1	2	3	4	5	6	7	8	9	10	11	12
58334-X31	RPV 638 1229/1	23.93	22.00	D	4	4	4	4	4	4	4	4	4	4	4	4
				C	4	4	4	4	4	4	4	4	4	4	4	
				B	4	4	4	4	4	4	4	4	4	4	4	
				A	19	19	19	19	19	19	19	19	19	19	19	

www.fciconnect.com			surface ISO 1302	<input checked="" type="checkbox"/>	tolerance std ISO 406 ISO 1101	projection 	mm
TOLERANCES UNLESS OTHERWISE SPECIFIED							
Dr	S.PERRICHOT	2002/03/13	ANGULAR	LINEAR	0.x	±0.3	size A4
Eng	PH.LEGARE	2002/03/13			0.xx	±0.1	Scale 1:1
Chr	PH.LEGARE	2002/03/13	0°	±2°	0.xxx	±0.05	ECN LS06-0084
Appr	PH.LEGARE	2002/03/13	Product family			METRAL	Spec ref
			title METRAL SIGNAL HEADER			dwg no	58334C
			ERICSSON, 4 ROW PRESS-FIT			Rev.	D
catalog no			CUSTOMER COPY			sheet 4 of 4	