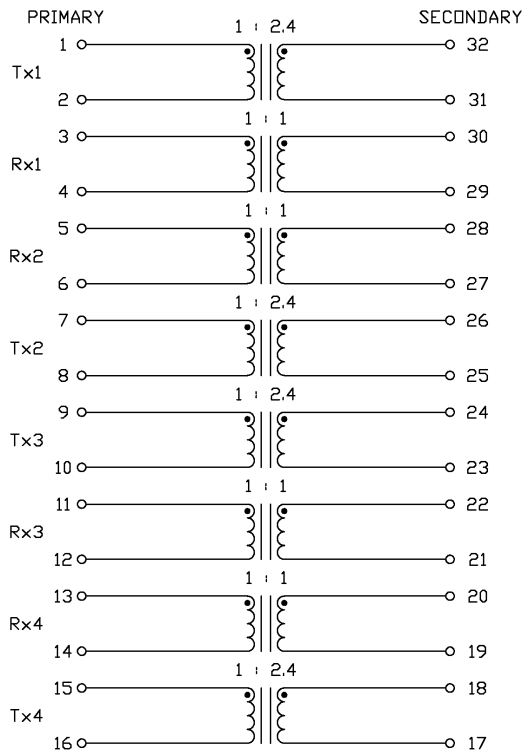


THE INFORMATION CONTAINED HEREIN IS CONSIDERED  
 "PROPRIETARY" TO BEL FUSE INC. AND SHALL NOT BE  
 COPIED, REPRODUCED OR DISCLOSED WITHOUT THE  
 WRITTEN APPROVAL OF BEL FUSE INC.



SCHEMATIC



ELECTRICAL CHARACTERISTICS @ 25°C

URNS RATIO

Tx PRIMARY : SECONDARY 1 : 2.4  
 Rx PRIMARY : SECONDARY 1 : 1

INDUCTANCE

Tx PRIMARY 1.0 mH MIN. @10kHz, 10mV  
 AT -40°C 440 μH MIN.  
 Rx PRIMARY 1.8 mH MIN. @10kHz, 10mV  
 AT -40°C 850 μH MIN.

LEAKAGE INDUCTANCE (Le)

Tx PRIMARY (WITH SECONDARY SHORTED) 0.30 μH MAX. @1MHz, 20mV  
 Rx PRIMARY (WITH SECONDARY SHORTED) 0.50 μH MAX. @1MHz, 20mV

INTERWINDING CAPACITANCE (Cw/w)

Tx PRIMARY - SECONDARY 35pF MAX. @1MHz, 20mV  
 Rx PRIMARY - SECONDARY 35pF MAX. @1MHz, 20mV

DC RESISTANCE

Tx PRIMARY 0.60 Ω MAX.  
 Tx SECONDARY 1.40 Ω MAX.  
 Rx PRIMARY & SECONDARY 0.70 Ω MAX.

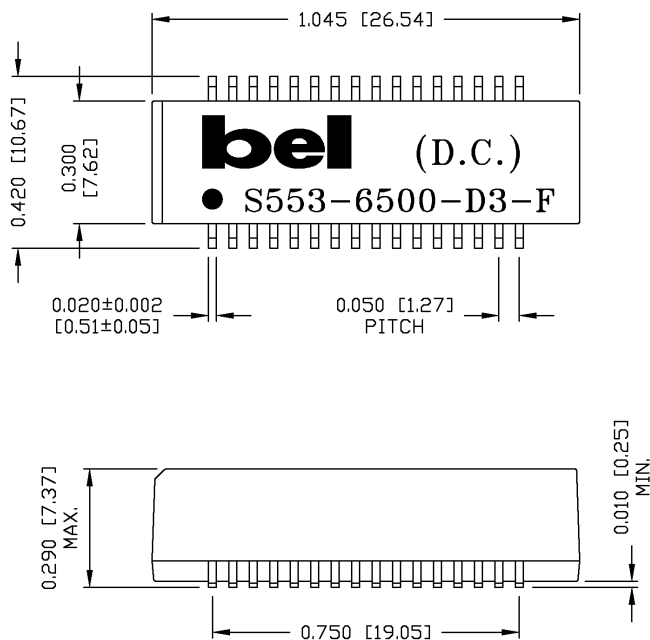
HIPOT

PER HAND-WORK-03

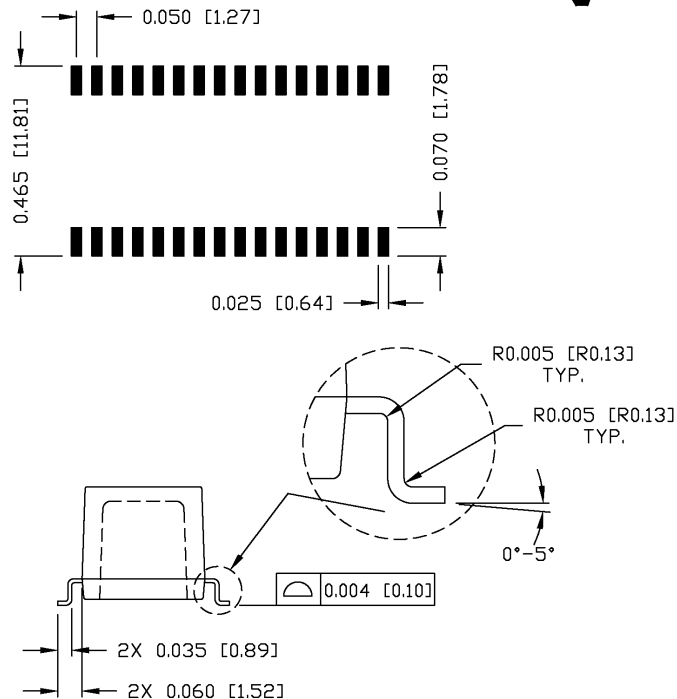
ORIGINATED BY	DATE	TITLE	PART NO. / DRAWING NO.	STANDARD DIM.	[ ] METRIC DIM. AS REFERENCE	
HD	01-25-06	4-CHANNEL T1/E1 LIU MAGNETICS MODULE S553-6500-D3-F	X5536500D3-F	TOL. IN INCH	UNIT : INCH [mm]	REV. : A
DRAWN BY	DATE		FILE NAME	.X	SCALE : N/A	SIZE : A4
DQ Chen	01-25-06		X5536500D3FA.DWG	.XX	PAGE : 2	
				.XXX		



THE INFORMATION CONTAINED HEREIN IS CONSIDERED "PROPRIETARY" TO BEL FUSE INC. AND SHALL NOT BE COPIED, REPRODUCED OR DISCLOSED WITHOUT THE WRITTEN APPROVAL OF BEL FUSE INC.



SUGGESTED PCB PAD LAYOUT



NOTES:

- STANDARD MARKING REFER TO DOC. HAND-WORK-04.
- PACKAGE CODE: "RDS001".

ORIGINATED BY	DATE	TITLE	PART NO. / DRAWING NO.	STANDARD DIM.	[ ] METRIC DIM. AS REFERENCE	
HD	01-25-06	MECHANICAL DRAWING S553-6500-D3-F	X5536500D3-F	TOL. IN INCH	UNIT : INCH [mm]	REV. : A
DRAWN BY	DATE		FILE NAME	.X	SCALE : N/A	SIZE : A4
DQ Chen	01-25-06		X5536500D3FA.DWG	.XX ±0.01	PAGE : 3	
				.XXX ±0.005		

