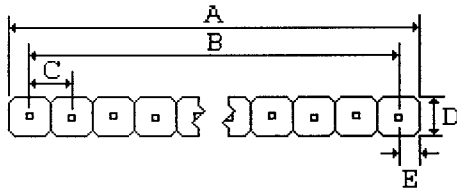
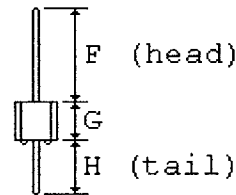
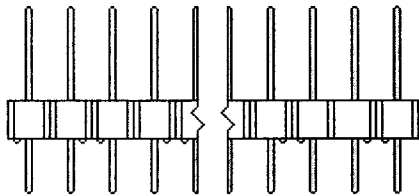


SULLINS ELECTRONICS CORP

SAN MARCOS, CA (760)744-0125 FAX (760)744-6081



| | |
|------------------|---------------|
| A = 1.500+-0.020 | [38.10+-0.51] |
| B = 1.400+-0.008 | [35.56+-0.20] |
| C = 0.100+-0.003 | [2.54+-0.08] |
| D = 0.099+-0.005 | [2.50+-0.13] |
| E = 0.050+-0.005 | [1.27+-0.13] |
| F = 0.230+-0.015 | [5.84+-0.38] |
| G = 0.100+-0.005 | [2.54+-0.13] |
| H = 0.120+-0.015 | [3.05+-0.38] |



.025[0.64] SQUARE POSTS FIT .040[1.02] MINIMUM DIAMETER HOLE



- 1.0 SPECIFICATIONS FOR A SINGLE ROW 15 POSITION HEADER
- 2.0 INSULATOR MATERIAL: BLACK THERMOPLASTIC POLYESTER
- 3.0 CONTACT MATERIAL: CA510, PHOSPHOR BRONZE GRADE A
- 4.0 PLATING: .000010" GOLD ON HEADS, .000100" TIN ON TAILS, .000050" NICKEL UNDERPLATE
- 5.0 TEMPERATURE: TO 125 DEGREES C CONTINUOUS
- 6.0 UL FLAMMABILITY RATING: 94V-0
- 7.0 VOLTAGE RATING: 600 VDC MINIMUM AT SEA LEVEL
- 8.0 CURRENT RATING: 3 AMPERES
- 9.0 INSULATION RESISTANCE: 5,000 MEGA OHMS
- 10.0 SPECIFICATIONS SUBJECT TO CHANGE WITHOUT NOTICE
- 11.0 NOT DRAWN TO SCALE

SULLINS PART# PZC15SAAN

DATE: 04-26-02

[Print PDF](#)