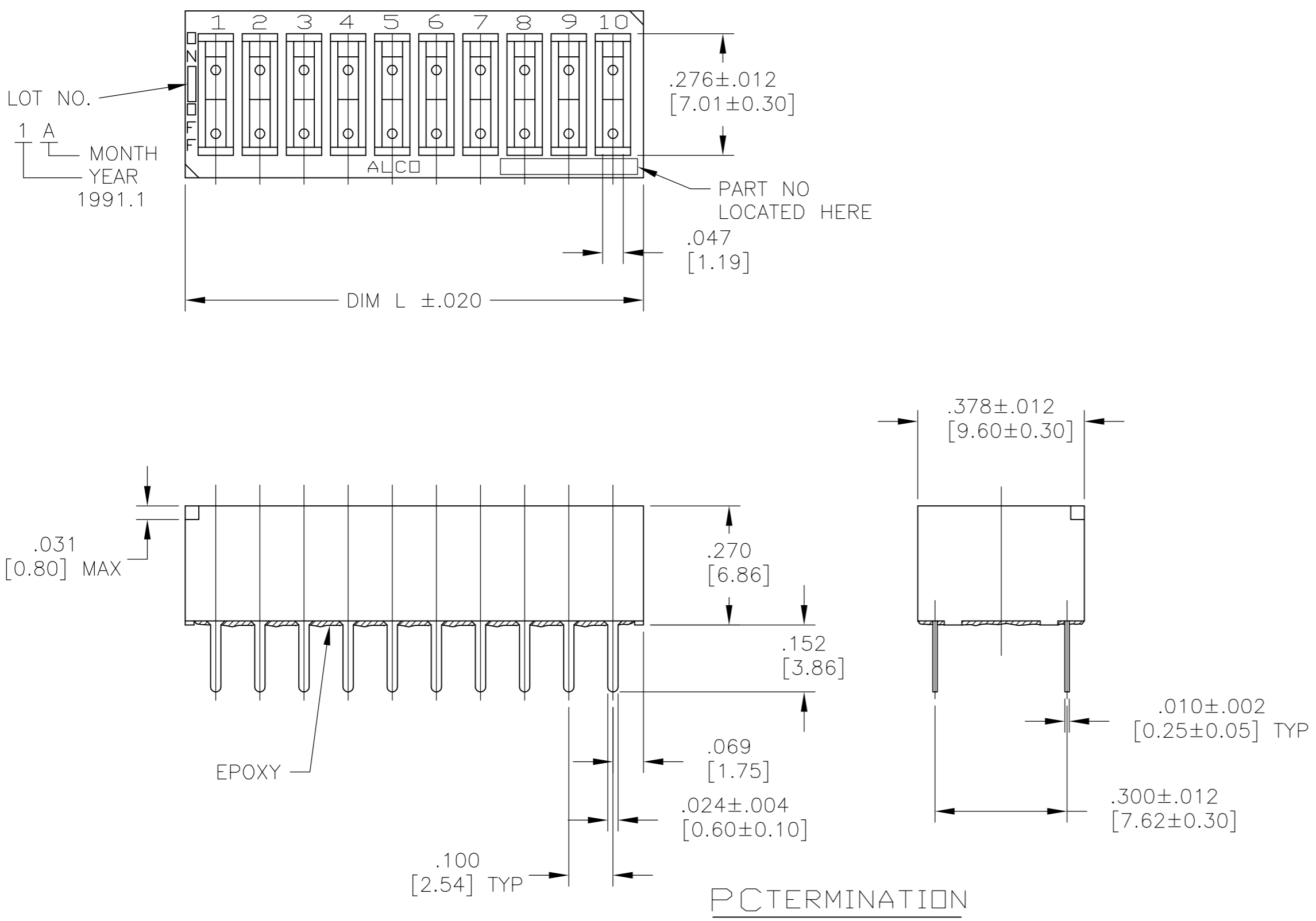


THIS DRAWING IS UNPUBLISHED. RELEASED FOR PUBLICATION
 © COPYRIGHT BY TYCO ELECTRONICS CORPORATION. ALL RIGHTS RESERVED.

LOC		DIST		REVISIONS			
AD	00	P	LTR	DESCRIPTION	DATE	DWN	APVD
		A1		ECO-07-07562	02APR07	MB	MS



Specifications:
 Material
 Base, PPS UL94V-0, BLACK
 Cover, PPS UL94V-0, BLACK
 Actuator, LCP UL94V-0, WHITE
 Fixed Contact/Terminal, Cu Alloy, Plate- Gold/Nickel
 Moving Contact, Cu Alloy, Plate-Gold flash/Nickel
 Tape Seal, Polyimide film
 Terminal Seal, Epoxy

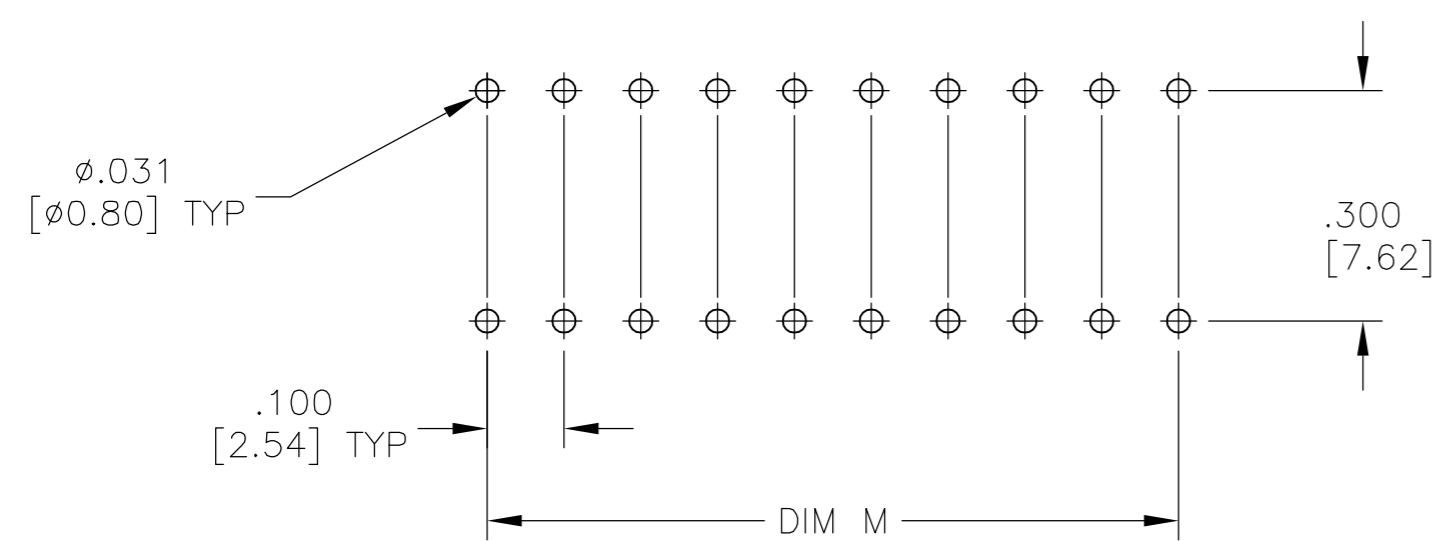
Electrical
 Contact rating switching, 25milliamp @ 24V DC
 Contact Non-switching, 100milliamp @ 50V DC
 Initial contact resistance, 100 milliohms max. @ 2 V DC 10 milliamp
 Insulation Resistance, 100 Megohms min. @ 100 VDC
 Dielectric strength, 300 VAC RMS @ Sea level
 Life, 1,000 cycles

Mechanical
 Operating force, Less than 600 grams

Environmental
 Operating Temperature, -30 to +85 degrees C
 Storage Temperature, -45 to + 100 degrees C
 Cleaning, Aqueous or solvent
 Solder heat resistance per 109-202, condition B (PC) or 109-201, Condition B (SMT)
 Solderability per EIA-364-52, Class 2, Category 1

- Notes
- ALL MATERIALS AND FINISHES SHALL COMPLY WITH EU DIRECTIVE 2002/95/EC OF 27JAN2003 (ROHS)
 - SUPPLIED WITH TAPE SEAL STANDARD

.900 [22.86]	1.038 [26.37]	10	SMT	GDR10S04	1-1825286-0
.900 [22.86]	1.038 [26.37]	10	PC	GDR1004	1825286-9
.700 [17.78]	.838 [21.29]	8	SMT	GDR08S04	1825286-8
.700 [17.78]	.838 [21.29]	8	PC	GDR0804	1825286-7
.500 [12.70]	.638 [16.21]	6	SMT	GDR06S04	1825286-6
.500 [12.70]	.638 [16.21]	6	PC	GDR0604	1825286-5
.300 [7.62]	.438 [11.13]	4	SMT	GDR04S04	1825286-4
.300 [7.62]	.438 [11.13]	4	PC	GDR0404	1825286-3
.100 [2.54]	.238 [6.05]	2	SMT	GDR02S04	1825286-2
.100 [2.54]	.238 [6.05]	2	PC	GDR0204	1825286-1
DIM M	DIM L	POLE	Termination	T&B P/N	Tyco P/N



P.C.B. HOLE LAYOUT
 PCB LAYOUT TOLERANCES $\pm .002$
 ON ALL DIMENSIONS

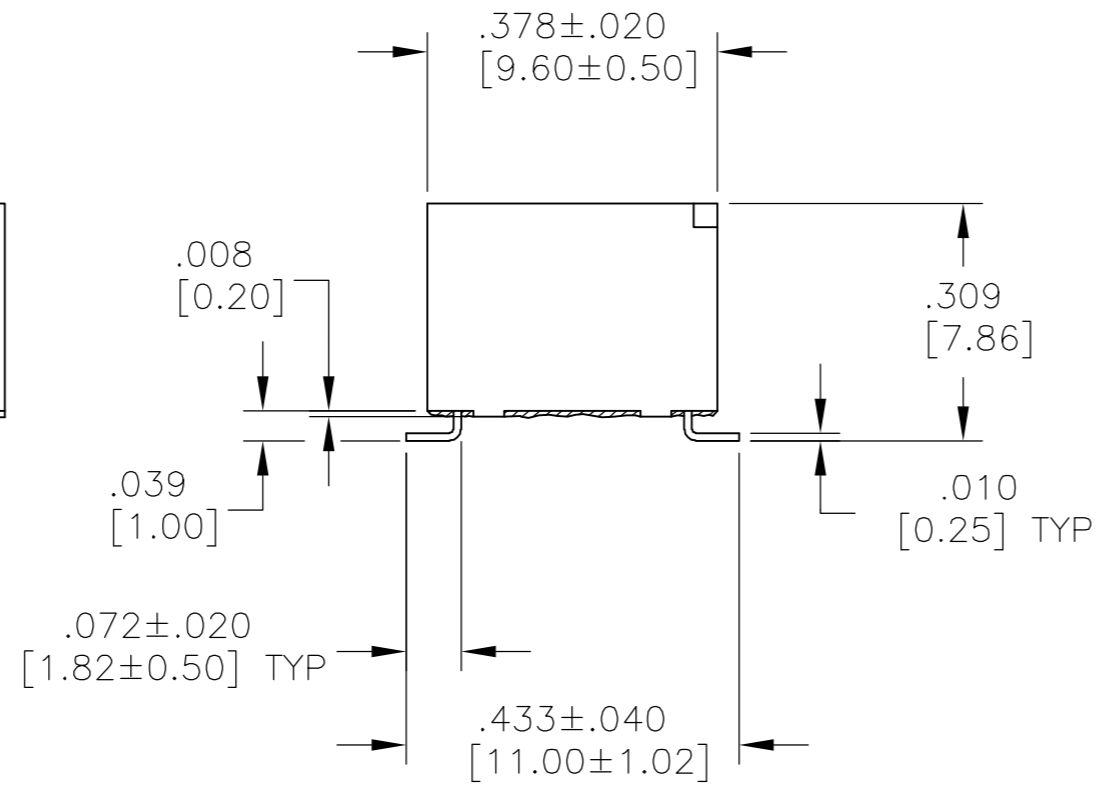
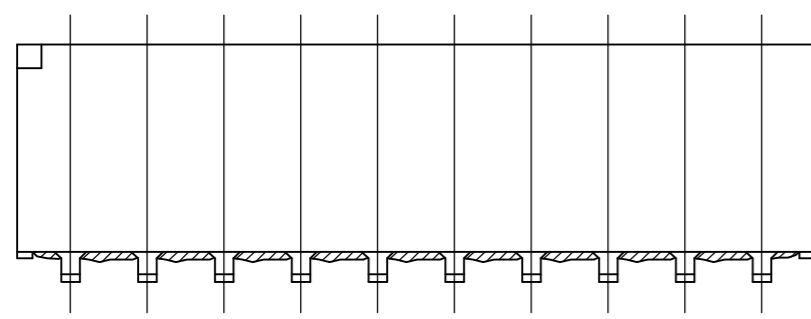
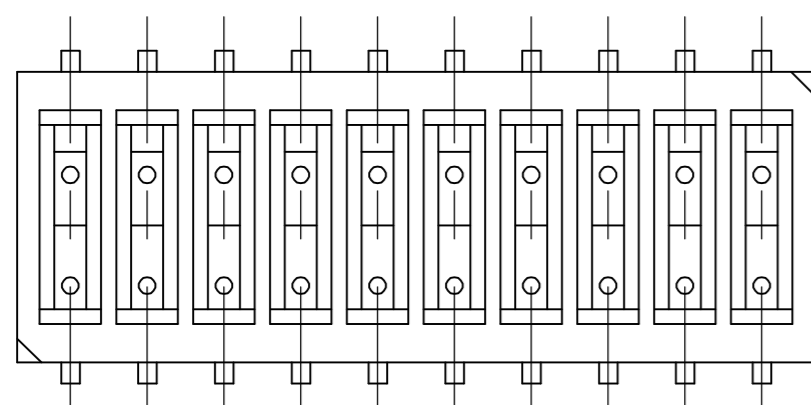
THIS DRAWING IS A CONTROLLED DOCUMENT.

DWN	M.BINNER	27MAR2006	 Tyco Electronics Corporation Harrisburg, PA 17105-3608
CHK	M.SARVER	28MAR06	
APVD	M.SARVER	28MAR06	
PRODUCT SPEC			
DIMENSIONS: INCHES [mm] TOLERANCES UNLESS OTHERWISE SPECIFIED: 0 PLC ± - 1 PLC ± - 2 PLC ± - 3 PLC ± .010 [0.25] 4 PLC ± - ANGLES ± 1° FINISH -			NAME DIP SWITCH, GDR SERIES
MATERIAL			SIZE A2
CUSTOMER DRAWING			CAGE CODE 00779
			DRAWING NO 1825286
			RESTRICTED TO -
			SCALE 1:1
			SHEET 1 of 2
			REV A1

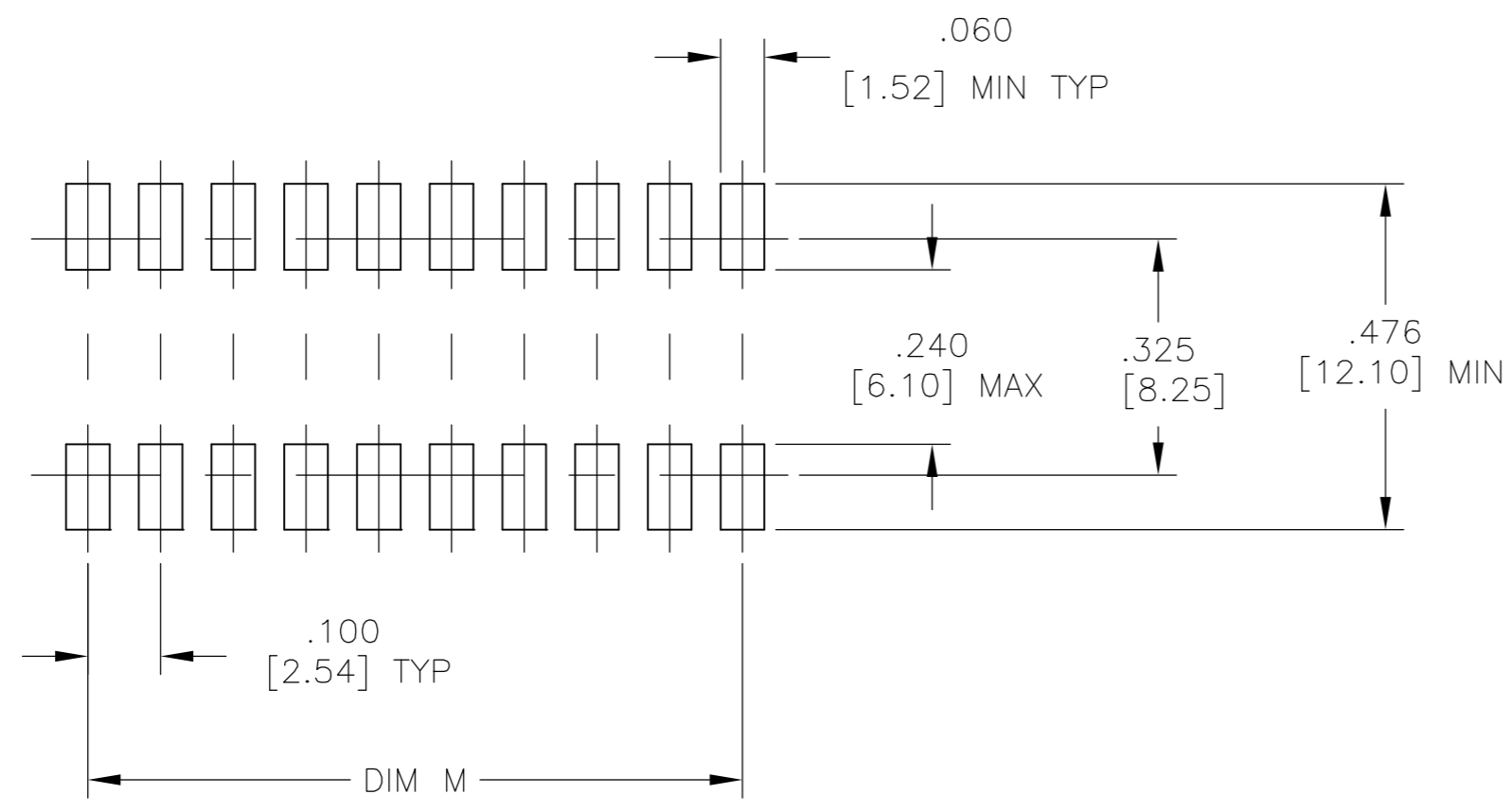
1825286

THIS DRAWING IS UNPUBLISHED. RELEASED FOR PUBLICATION
 © COPYRIGHT BY TYCO ELECTRONICS CORPORATION. ALL RIGHTS RESERVED.

LOC	DIST	REVISIONS			
P	LTR	DESCRIPTION	DATE	DWN	APVD
AD	00	SEE SHEET 1	-	-	-



S TERMINATION



P.C.B. PAD LAYOUT
 PCB LAYOUT TOLERANCES ±.002
 ON ALL DIMENSIONS

THIS DRAWING IS A CONTROLLED DOCUMENT.		DWN	M.BINNER	27MAR2006	 Tyco Electronics Corporation Harrisburg, PA 17105-3608			
DIMENSIONS: INCHES		CHK	M.SARVER	28MAR06				
TOLERANCES UNLESS OTHERWISE SPECIFIED:		APVD	M.SARVER	28MAR06				
0 PLC ± - 1 PLC ± - 2 PLC ± - 3 PLC ± .010 [0.25] 4 PLC ± - ANGLES ± 1°		PRODUCT SPEC	NAME			DIP SWITCH, GDR SERIES		
MATERIAL	FINISH	WEIGHT	CUSTOMER DRAWING		RESTRICTED TO			
-	-	-	SCALE	1:1	SHEET	2 of 2	REV	A1

1825286