

IEC Plug E, Cord Connector (Rewireable), Angled, max. Cable Diameter 10 mm



Rewireable connector



Example with assembled cable



See below:

[Approvals and Compliances](#)

**Description**

- Cord Connectors (rewireable) :  
 Screw-on mounting
- 1 Function
- Appliance Inlet , Pin temperature 70 °C , Protection class I
- Cable

**References**

Substitute for type

**Weblinks**

[pdf datasheet](#), [html-datasheet](#), [General Product Information](#), [Distributor-Stock-Check](#), [Accessories](#), [Detailed request for product](#)

**Technical Data**

Ratings IEC	10A / 250VAC; 50 Hz
Ratings UL/CSA	15A / 250VAC; 60 Hz
Dielectric Strength	> 2 kVAC between L-N > 2 kVAC between L/N-PE (1 min/50 Hz)
Allowable Operation Temperature	-25 °C to 70 °C
Insulation cover	Suitable for appliances with protection class I acc. to IEC 61140
Terminal	Cable
Material: Housing	Thermoplastic, black, UL 94V-0

appliance inlet/-outlet	E acc. to IEC 60320-3, UL 498, CSA C22.2 no. 42 (for cold conditions) pin-temperature 70 °C, 10A, Protection Class I
-------------------------	---

**Approvals and Compliances**

Detailed information on product approvals, code requirements, usage instructions and detailed test conditions can be looked up in [Details about Approvals](#)

**Approvals**

The approval mark is used by the testing authorities to certify compliance with the safety requirements placed on electronic products.

Approval Reference Type: 4736

Approval Logo	Certificates	Certification Body	Description
	<a href="#">VDE Approvals</a>	VDE	VDE Certificate Number: 40011482
	<a href="#">UL Approvals</a>	UL	UL File Number: E96454
	<a href="#">CQC Approvals</a>	CQC	CCC Certificate Number:


**Product standards**

Product standards that are referenced

Organization	Design	Standard	Description
	Designed according to	IEC 60320-3	Appliance couplers for household and similar general purposes
	Designed according to	UL 498	Standard for Attachment Plugs and Receptacles
	Designed according to	CSA C22.2 no. 42	General Use Receptacles, Attachment Plugs, and Similar Wiring Devices





## Application standards

Application standards where the product can be used

Organization	Design	Standard	Description
	Designed for applications acc.	IEC/UL 60950	IEC 60950-1 includes the basic requirements for the safety of information technology equipment.

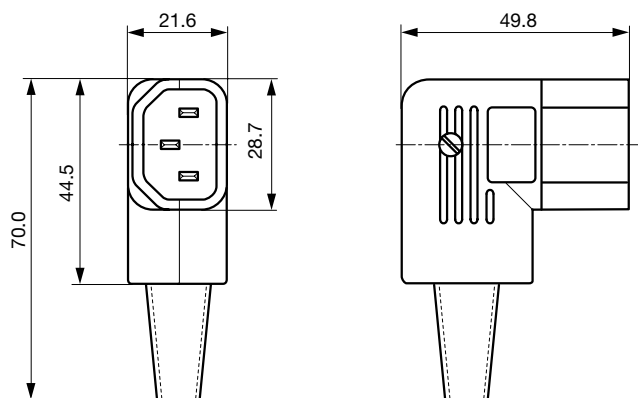
## Compliances

The product complies with following Guide Lines

Identification	Details	Initiator	Description
	<a href="#">CE declaration of conformity</a>	SCHURTER AG	The CE marking declares that the product complies with the applicable requirements laid down in the harmonisation of Community legislation on its affixing in accordance with EU Regulation 765/2008.
	RoHS	SCHURTER AG	EU Directive RoHS 2011/65/EU
	China RoHS	SCHURTER AG	The law SJ / T 11363-2006 (China RoHS) has been in force since 1 March 2007. It is similar to the EU directive RoHS.
	REACH	SCHURTER AG	On 1 June 2007, Regulation (EC) No 1907/2006 on the Registration, Evaluation, Authorization and Restriction of Chemicals 1 (abbreviated as "REACH") entered into force.


## Dimensions [mm]

4736



## All Variants

Color	Max. cable diameter	Max. wire size	Order Number
black	10 mm	3 x 2.1 mm <sup>2</sup> / 3 x 14 AWG	<a href="#">4736.0000</a>

 Most Popular.

Availability for all products can be searched real-time: <https://www.schurter.com/en/Stock-Check/Stock-Check-SCHURTER>

Max. torque for screws: Terminals: 0.5 Nm, Cable clamps: 0.3 Nm, Cover: 0.3 Nm

**Packaging unit** 100 Pcs

Mating Outlets/Connectors

Category / Description

[Appliance Outlet Overview complete](#)



IEC Appliance Outlet F, Screw-on Mounting, Front Side, Solder or Quick-connect Terminal	6600-3
IEC Appliance Outlet F, Integrated Light Pipes, PCB terminals, Color Coding	6600-5
IEC Appliance Outlet F, Screw-on Mounting, Front Side, Solder Terminal	4787
IEC Appliance Outlet F, Snap-in Mounting, Front Side, Solder or Quick-connect Terminal	4788
IEC Appliance Outlet F, Snap-in Mounting, Front Side, Solder or Quick-connect Terminal	6600-4

[Appliance Outlet further types to 4736](#)

[Appliance Outlet shuttered Overview complete](#)



IEC Appliance Outlet F Shuttered, Screw-on Mounting, Front Side, Solder or Quick-connect Terminal	4721
IEC Appliance Outlet F Shuttered, Snap-in Mounting, Front Side, Solder or Quick-connect Terminal	4723

[Appliance Outlet shuttered further types to 4736](#)

[Connector Overview complete](#)



4782 Mounting: Power Cord, 3 x 1 mm² / 3 x 18 AWG, Cable, Connector: IEC C13	4782
4022 Mounting: Power Supply Cord, 3 x 1.5 mm², Screw clamps, Connector: IEC C13	4022
4785 Mounting: Power Cord, 3 x 1 mm² / 3 x 18 AWG, Cable, Connector: IEC C13	4785
4300-06 Mounting: Power Cord, 3 x 1 mm² / 3 x 18 AWG, Cable, Connector: IEC C13	4300-06
4012 Mounting: Power Supply Cord, 3 x 1.5 mm², Screw clamps, Connector: IEC C13	4012

[Connector further types to 4736](#)

...

[Distribution Unit Overview complete](#)



Distribution Unit for Snap-in Mounting with 1 IEC Appliance Inlet C14 and 1 Appliance Outlet F	0712
Distribution Unit with 1 IEC Appliance Inlet C14 and 2 Appliance Outlets F, Shuttered	4741
Strip Block for Snap-in Mounting with up to 7 IEC Appliance Outlets F	0909
Strip Block for Snap-in Mounting with 4 IEC Appliance Outlets F	4752
Strip Block for Snap-in Mounting with 4 IEC Appliance Outlets F and space for extra component	4754

[Distribution Unit further types to 4736](#)

...

[Power Entry Module Overview complete](#)



IEC Appliance Inlet C14 with Appliance Outlet F	KP (Outlet)
, Mounting: Screw 0 mm, Fuseholders: Solder terminals 3.8 x 0.8 mm or quick connect terminals 6.3 x 0.8 mm, : 2-pole non-illuminated, : IEC C14, Power Entry Module	Felcom 64
4719, Mounting: Snap-in, mm, Fuse holder: 1-pole, Appliance Outlet: IEC F, with or without neon indicator, Suitable for appliances with protection class I	4719

[Power Entry Module further types to 4736](#)

[Power Entry Module with line filter Overview complete](#)



Felcom 54, Mounting: mm, Front Side, Filter: Standard Version, Fuse holder: 1 or 2 pole, Front Side, 10 A, Rocker switch: 2-pole, Solder terminals 3.5 x 0.8 mm or quick connect terminals 6.3 x 0.8 mm, Appliance Inlet: IEC C14	Felcom 54
---	-----------

[Power Entry Module with line filter further types to 4736](#)