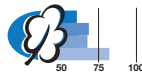


**Axial leaded
PTC-Fuses
Type PFVS**

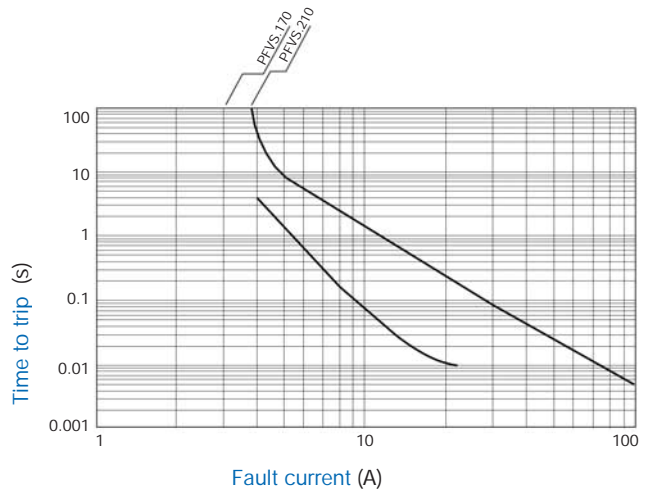
Fully compatible with current industry standards
Weldable nickel terminals

Very low internal resistance
Low switching temperature
Lead-free

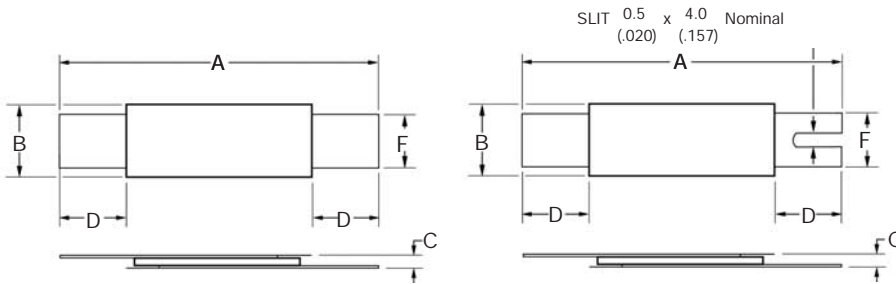
Agency recognition:
UL, CSA, TÜV



Typical Time to Trip at 23 °C



Dimensions

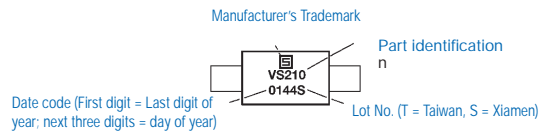


Applications

- Any application that requires protection at low resistances
- Rechargeable battery packs
- Cellular phones
- Laptop computers

Typical Part Marking

Layout may vary



Environmental Characteristics

Operating/Storage Temperature	-40 °C to +85 °C	
Maximum Device Surface Temperature in Tripped State	125 °C	
Passive Aging	+60 °C, 1000 hours	± 10% typ. resist. change
Humidity Aging	+60 °C, 85% R.H. 1000 hours	± 10% typ. resist. change
Thermal Shock	MIL-STD-202F, Method 107G +85 °C/-40 °C 10 times	± 5% typ. resist. change
Vibration	MIL-STD-883C, Condition A	No change

Test Procedures And Requirements For Model PFVS Series

Test	Test Conditions	Accept/Reject Criteria
Visual/Mech.	Verify dimensions and materials	Per MF physical description
Resistance	In still air @ 23 °C	$R_{min} \leq R \leq R_{max}$
Time to Trip	At specified current, V_{max} 23 °C	$T \leq \text{max. time to trip (sec.)}$
Hold Current	30 min. at I_{hold}	No trip
Trip Cycle Life	V_{max} , I_{max} , 100 cycles	No arcing or burning
Trip Endurance	V_{max} , 48 hours	No arcing or burning

FUSES

PFVS

Resettable fuses

Electrical Characteristics

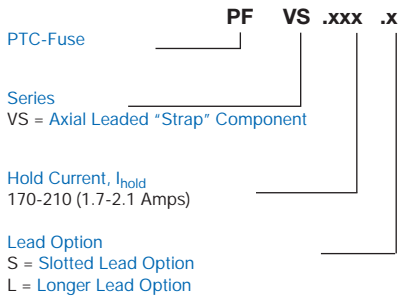
Type	V _{max} Volts	I _{max} Amps	I _{hold}	I _{trip}	Initial Resistance		One Hour Post-Trip Resistance	Max. Time to trip		Tripped Power Dissipation		
					Ohms at 23 °C			Ohms at 23 °C	Amperes at 23 °C		Seconds at 23 °C	Watts at 23 °C
					Hold	Trip		Min.	Max.		Max.	
PFVS.170	16	100	1.7	3.4	0.030	0.052	0.105	8.5	3	1.4		
PFVS.210	16	100	2.1	4.7	0.018	0.030	0.060	10	5	1.5		

Dimensions

Model	A		B		C		D		F		Pkg. Style
	min.	max.	min.	max.	min.	max.	min.	max.	min.	max.	
PFVS.170	16.0 (0.630)	18.5 (0.728)	4.9 (0.193)	5.3 (0.209)	0.6 (0.024)	0.8 (0.031)	4.1 (0.161)	5.8 (0.228)	3.9 (0.154)	4.1 (0.161)	Std.
PFVS.170.S	16.0 (0.630)	18.5 (0.728)	4.9 (0.193)	5.3 (0.209)	0.6 (0.024)	0.8 (0.031)	4.1 (0.161)	5.8 (0.228)	3.9 (0.154)	4.1 (0.161)	S
PFVS.210	20.9 (0.823)	23.7 (0.933)	4.9 (0.193)	5.3 (0.209)	0.6 (0.024)	0.8 (0.031)	4.1 (0.161)	5.8 (0.228)	3.9 (0.154)	4.1 (0.161)	Std.
PFVS.210.L	24.0 (0.945)	26.5 (1.043)	4.9 (0.193)	5.3 (0.209)	0.6 (0.024)	0.8 (0.031)	5.0 (0.197)	7.1 (0.280)	3.9 (0.154)	4.1 (0.161)	Std.
PFVS.210.S	20.9 (0.823)	23.7 (0.933)	4.9 (0.193)	5.3 (0.209)	0.6 (0.024)	0.8 (0.031)	4.1 (0.161)	5.8 (0.228)	3.9 (0.154)	4.1 (0.161)	S

Dimensions in mm/inches

How To Order



Packaging

All models packaged in bulk, 500 pieces each.

Thermal Derating Chart-I_{hold} (Amps)

Type	Ambient Operating Temperature								
	-40 °C	-20 °C	0 °C	23 °C	40 °C	50 °C	60 °C	70 °C	85 °C
PFVS.170	3.2	2.7	2.2	1.7	1.3	1.1	0.8	0.6	0.1
PFVS.170.S	3.2	2.7	2.2	1.7	1.3	1.1	0.8	0.6	0.1
PFVS.210	4.1	3.5	2.9	2.1	1.6	1.3	1.0	0.7	0.1
PFVS.210.L	4.1	3.5	2.9	2.1	1.6	1.3	1.0	0.7	0.1
PFVS.210.S	4.1	3.5	2.9	2.1	1.6	1.3	1.0	0.7	0.1