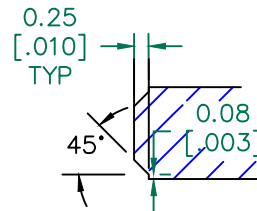


SEE DETAIL "A"

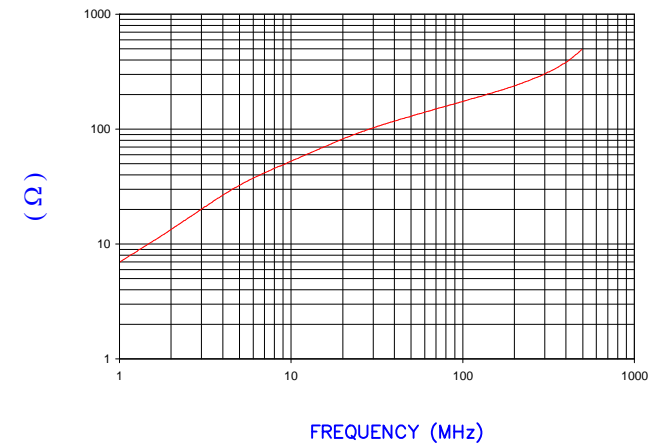
SECTION A-A



DETAIL "A"
CHAMFER
SCALE=6:1

IMPEDANCE (Z)			
Frequency	25 MHz	100 MHz	300 MHz
Nominal (REF)	90 Ω	182 Ω	300 Ω
Minimum	- Ω	145 Ω	- Ω

Z vs. FREQUENCY
(REF. ONLY)



AGILENT E4991A Impedance/Material Analyzer
HP 16092A Test Fixture

**UNCONTROLLED
DOCUMENT**

DIMENSIONS:

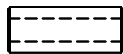
A	6.35 [.250]	+	0.15 [.006]
B	3.18 [.125]	+	0.13 [.005]
C	15.88 [.625]	+	0.30 [.012]

WEIGHT/1000 1.86 kgs 4.10 #

NOTES: UNLESS OTHERWISE SPECIFIED

1. COSMETIC SPECIFICATION REFER TO WI-QA-038.

SCALE DRAWING 1:1



28B0250-100



DIMENSIONS ARE IN mm[INCHES].				This print is the property of Laird Tech. and is loaned in confidence subject to return upon request and with the understanding that no copies shall be made without the written consent of Laird Tech. All rights to design or invention are reserved.		Laird			
J	UPDATE THE LOGO	05/13/15	QIU	PROJECT/PART NUMBER: 28B0250-100		REV	J	PART TYPE: FERRITE RIBBON CORE	DRAWN BY: JRK
H	UPDATE THE LOGO	10/27/09	Jcai						
G	UPDATE FORMAT,CURVE & Z SPECS	05/08/03	JRK						
F	ADD CHAMFER & DETAIL A	08/13/02	JRK						
E	UPDATE Z SPEC & DIM FORMAT REM ISO VIEW	03/04/02	JRK						
D	COR. WGT, UPDATED PRINT FORMAT	06/14/00	JRK	DATE:	06/14/00	SCALE:	4 : 1	MATERIAL:	FERRITE
C	DEL. PART PROFILE	01/19/98	I.S.	CAD #	28B0250-100-J	TOOL #	B0250		
B	UPDATED FORMAT & RE-ACTIVATE	04/16/97	BAC						
A	ORIGINAL DRAFT	08/03/92	LNK						
REV	DESCRIPTION	DATE	INT						