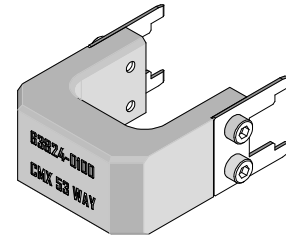




Extractor Tool

Application Tooling Specification Sheet



Order No. 63824-0100

FEATURES

- This Extractor Tool is for opening the Secondary Lock from CMX Receptacle 53 Way, 198009 Series.
- This Tool will also assist in closing the secondary lock.

SCOPE

Products: CMX Receptacle Connector Assembly, 53 Way, Right and Left Slide Orientation.

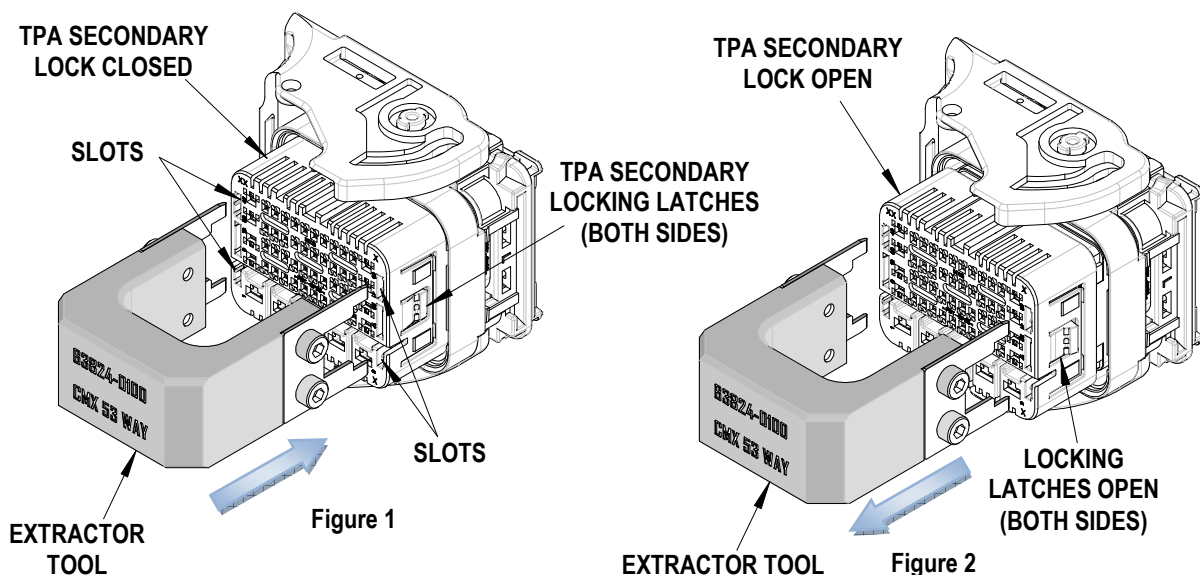
Housing Series No	Housing Order No.			
198009	198009-1001	198009-1002	198009-1003	198009-1004
	198009-2001	198009-2002	198009-2003	198009-2004

OPERATION:

Opening the (TPA) Secondary Lock

On a CMX receptacle assembly follow the steps below:

1. Insert the extractor tool into the (2) side slots of the (TPA) secondary lock on each sides until it stops. See Figure 1.
2. While keeping the extractor tool in this position pull down on the sides of the (TPA) secondary lock without touching the latches. The locking latches should be visible. See Figure 2.
3. Remove the extractor tool and check the position of the TPA.



Closing the (TPA) secondary lock

On a CMX receptacle assembly, follow the steps below:

Secondary lock can be closed manually or during the final connector check.

This procedure is done after the insertion of all female terminals.

1. Insert the extractor tool into the (2) side slots of the (TPA) secondary lock on each sides. See Figure 3.
2. Push up on the extract tool until the TPA contacts with the edge of the seal and the locking latches click in place.
3. Make sure there is no space between the TPA and the seal. See Figure 4.
4. Remove the extractor tool.

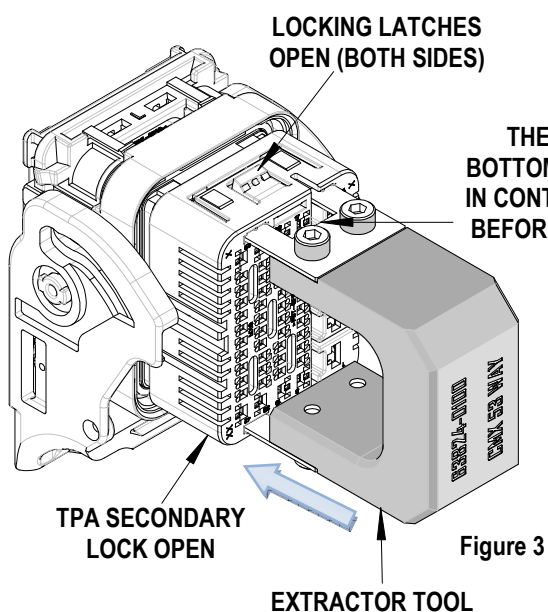
Note:

One of the functions of the secondary lock (TPA) is to detect if any of the terminals are not fully seated in the cavities. If the secondary lock does not close, reopen the TPA.

Push on the terminals one at a time to make sure they are locked in place.

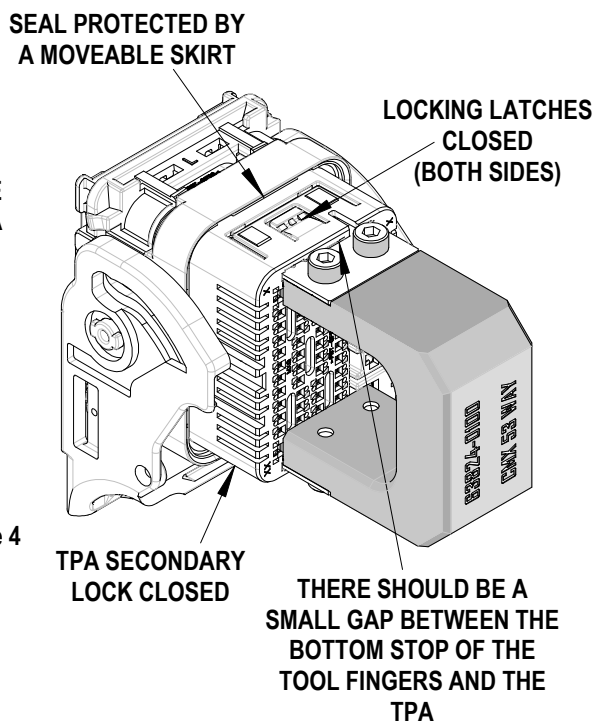
Close the secondary lock see step 2 and 3.

Check visually the locking latches are in the correct position.



THE TOOL FINGERS
BOTTOM STOP SHOULD BE
IN CONTACT WITH THE TPA
BEFORE PUSHING ON THE
TPA

Figure 4



Molex does not offer repair parts for Extractor Tools due to the inexpensive nature of these tools.

CAUTION: Molex specifications are valid only when used with Molex terminals and tooling.

<http://www.molex.com>