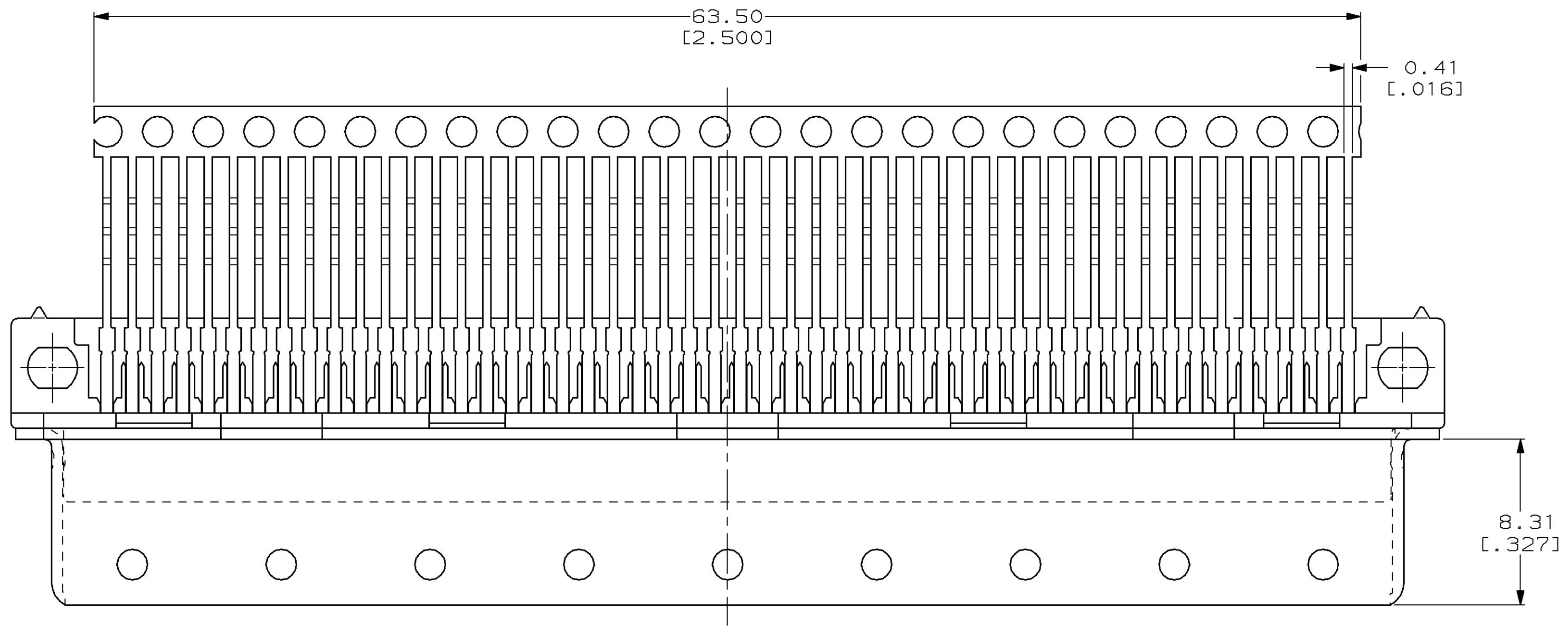
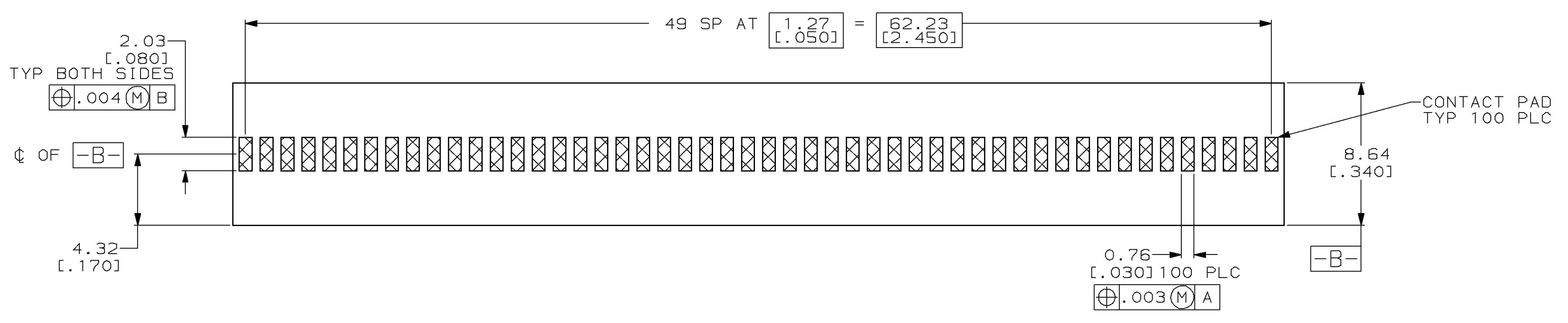
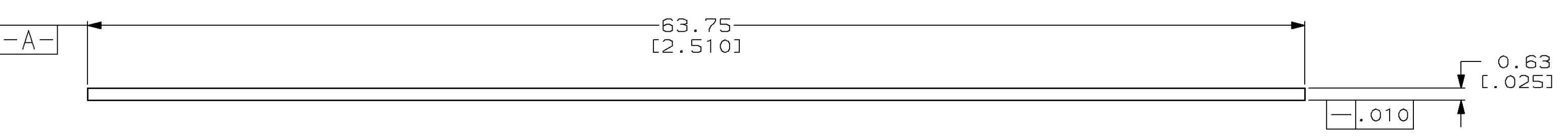
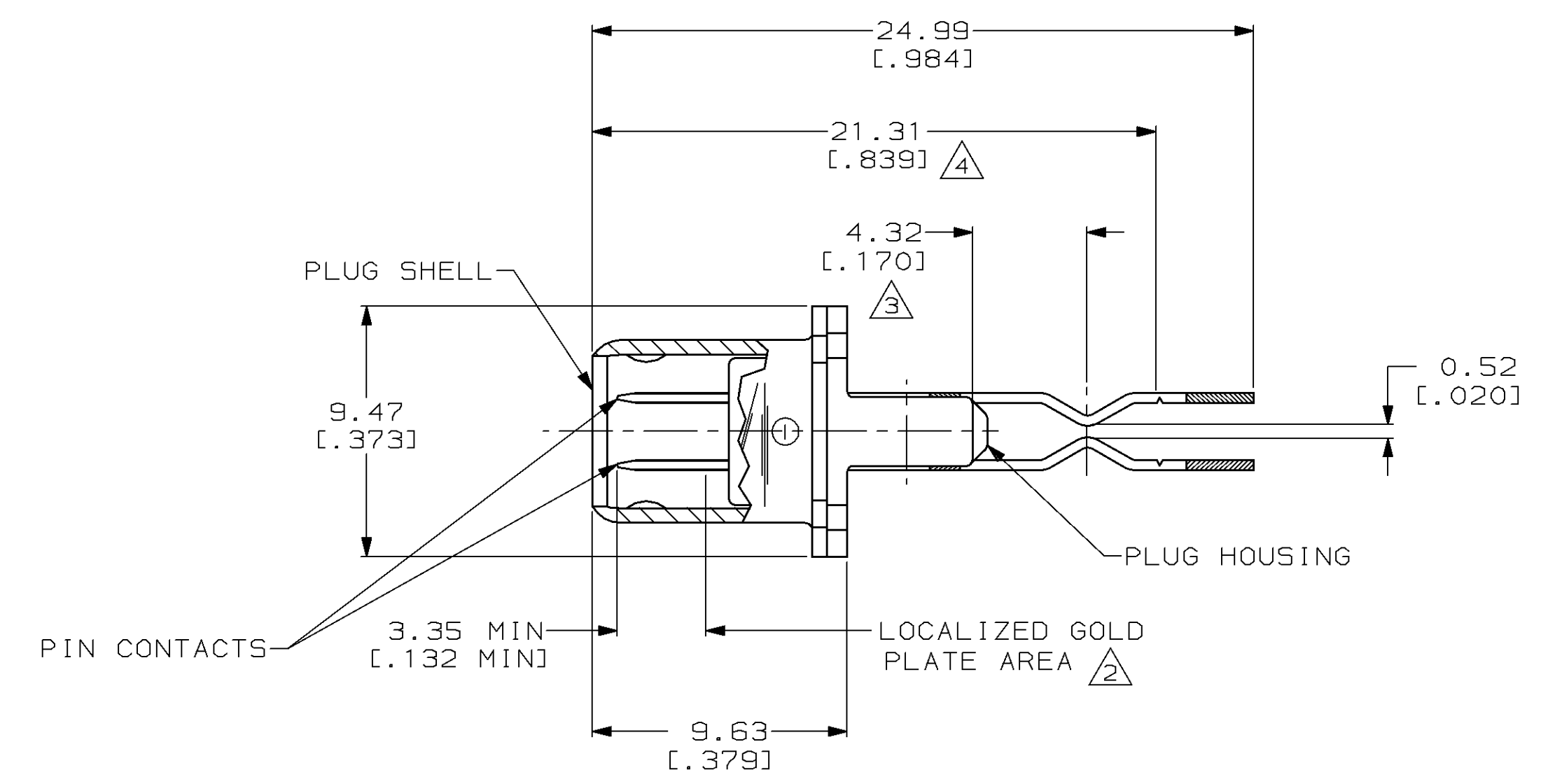
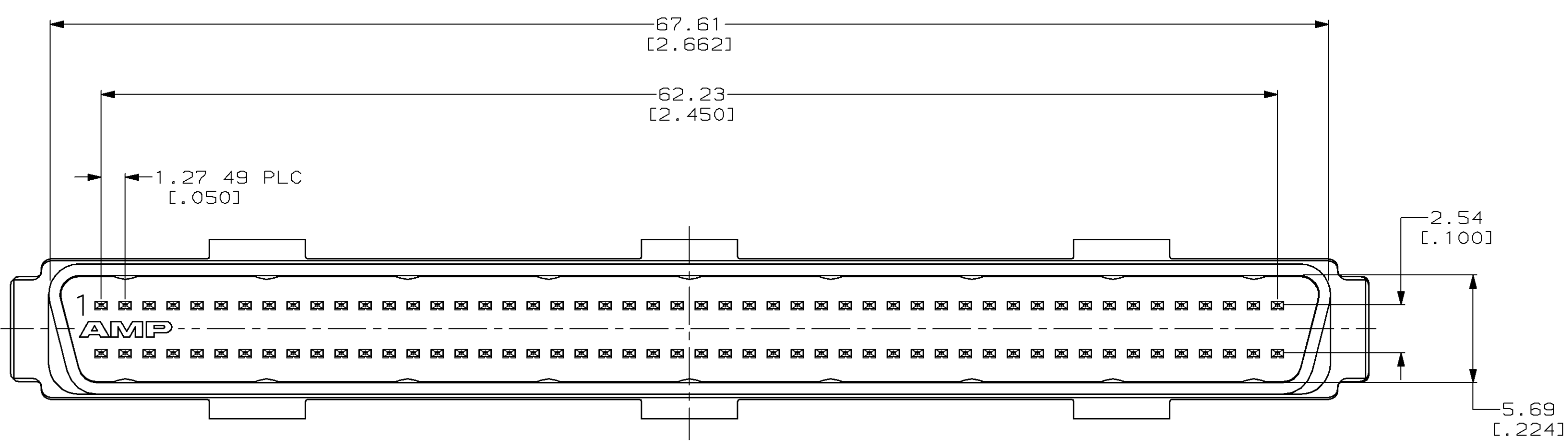


| MOD | LOC | QIST | P | F | ZONE | LTR | REVISIONS | DATE | APPD | |
|-----|-----|------|---|---|------|-----|-----------|-------------------------|----------|-----|
| 11 | BD | 62 | | | | | O | ADVANCED | 9/14/88 | - |
| | | | | | | | A | REVISED | 01/28/90 | KDU |
| | | | | | | | B | RELEASED | 11/19/92 | MH |
| | | | | | | | C | REV PER EC 0020-319-93 | 03/15/93 | MP |
| | | | | | | | D | REV PER EC 0020-1461-93 | 02/07/94 | MP |



- 1 MATERIAL:
 PIN CONTACTS- PHOSPHOR BRONZE.
 PLUG SHELL- STEEL.
 PLUG HOUSING- UL V-0 RATED THERMOPLASTIC, COLOR: BLACK.
- 2 PLATING:
 PIN CONTACTS- 0.00076 [0.000030] MINIMUM GOLD PLATE IN LOCALIZED GOLD PLATE AREA, OVER 0.00127 [0.000050] MINIMUM NICKEL.
 PLUG SHELL- 0.00508 [0.000200] MINIMUM BRIGHT TIN PLATE OVER 0.00127 [0.000050] MINIMUM COPPER.
- 3 DIMENSION IS FROM REAR OF HOUSING TO ϕ OF BEND.
- 4 LENGTH OF ASSEMBLY AFTER REAR CARRIER IS REMOVED.



P.C. BOARD LAYOUT

| | | | | | |
|---|--|--------------------------|--|--|-----------|
| DO NOT SCALE PRINT. UNLESS SPECIFIED DIMENSIONS IN mm [INCHES] TOLERANCES ON: | | DR 07/31/89 S.G.SMITH | | 749545-1 | |
| 2 PLC DEC ± - | | CHK 07/31/89 K.ULERY | | PART NO | |
| 3 PLC DEC ±0.38 [0.15] | | APPD 07/31/89 B.H.MOSSER | | AMP INCORPORATED Harrisburg, Pa. 17105 | |
| ANGLES ± - | | APPD 07/31/89 E.MYERS | | NAME | |
| MATERIAL | | PRODUCT SPEC | | PLUG SUBASSEMBLY, 100 POSITION, TERMINATION CONNECTOR, AMPLIMITE .050 Series | |
| FINISH | | APPLICATION SPEC | | SIZE | CAGE CODE |
| WEIGHT | | SCALE | | D | 00779 |
| | | 5:1 | | DRAWING NO | 749545 |
| | | | | SHEET | 1 OF 1 |