


Flush-type connector - SACC-CI-M12MS-5CON-L180-THR SH - 1432350

Please be informed that the data shown in this PDF Document is generated from our Online Catalog. Please find the complete data in the user's documentation. Our General Terms of Use for Downloads are valid (<http://download.phoenixcontact.com>)



Sensor/actuator flush-type connector, 5-pos., A-coded, with straight THR solder connection, only contact insert

Key commercial data

Packing unit	0
Minimum order quantity	60
Catalog page	Page 55 (PC-2011)
GTIN	 4 046356 341219
Custom tariff number	85389099
Country of origin	GERMANY

Technical data

General data

Rated current at 40°C	4 A
Rated voltage	60 V
Number of positions	5
Volume resistance	≤ 3 mΩ
Insulation resistance	≥ 100 MΩ
Ambient temperature (operation)	-25 °C ... 85 °C (Male connector / female connector)

General characteristics

Standards/regulations	M12 connector IEC 61076-2-101
Coding	A - standard
Surge voltage category	II
Pollution degree	3
Degree of protection	IP67
Contact material	CuZn
Contact surface material	Au
Contact carrier material	PPA
Sealing material	FKM / EPDM
Mounting type	PCB mounting
Connection method	THR solder connection

Flush-type connector - SACC-CI-M12MS-5CON-L180-THR SH - 1432350

Technical data

General characteristics

Status display	No
----------------	----

Classifications

eclass

eCl@ss 4.0	27060306
eCl@ss 4.1	27060306
eCl@ss 5.0	27061801
eCl@ss 5.1	27260701
eCl@ss 6.0	27279220
eCl@ss 7.0	27440103

etim

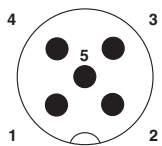
ETIM 3.0	EC002061
ETIM 4.0	EC002061

unspsc

UNSPSC 6.01	31251501
UNSPSC 7.0901	31251501
UNSPSC 11	31251501
UNSPSC 12.01	31251501
UNSPSC 13.2	31251501

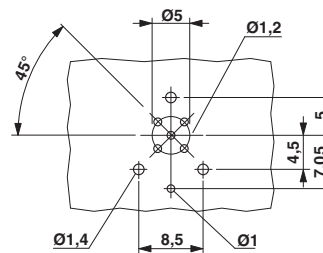
Drawings

Schematic diagram



Pin assignment M12 male connector, 5-pos., A-coded, male side

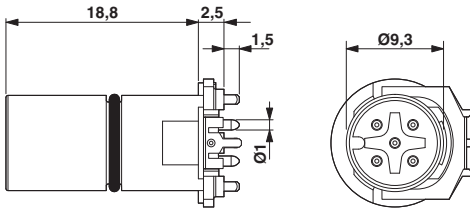
Drilling diagram



Drilling diagram

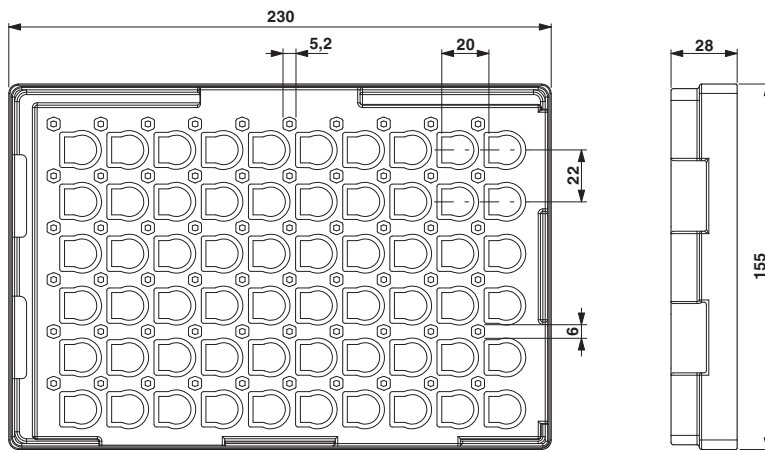
Flush-type connector - SACC-CI-M12MS-5CON-L180-THR SH - 1432350

Dimensioned drawing



M12 male connector contact carrier

Dimensioned drawing



THR tray packaging