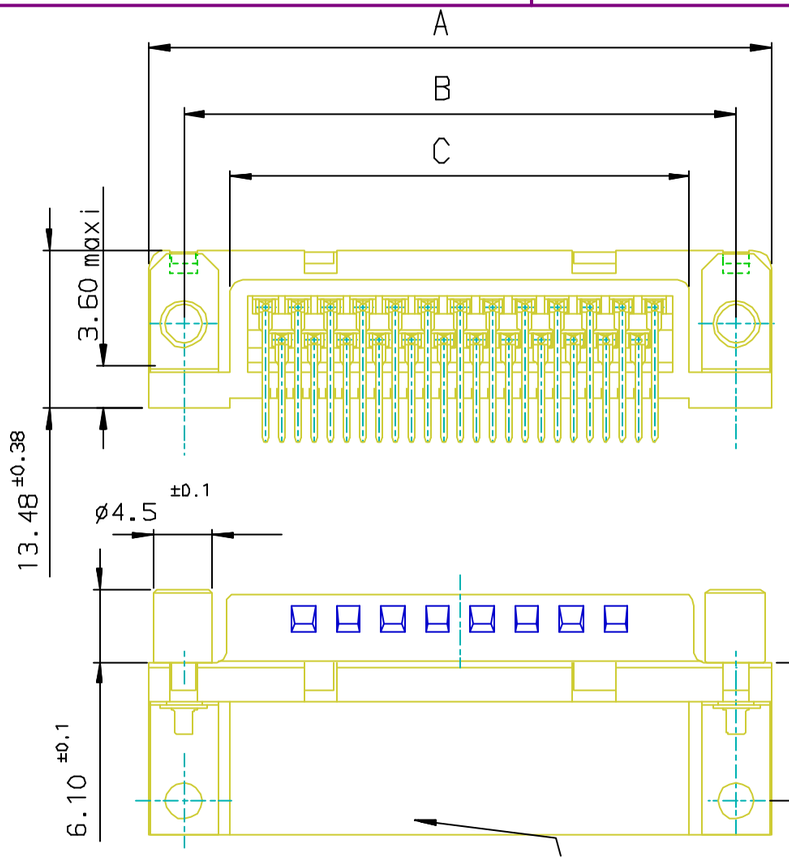

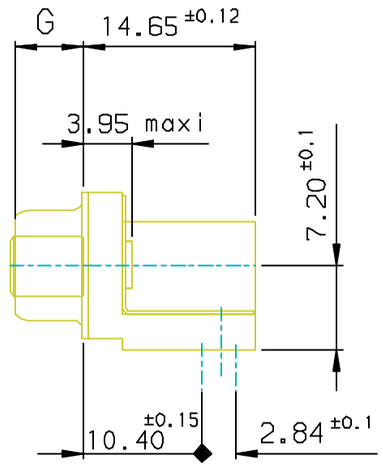

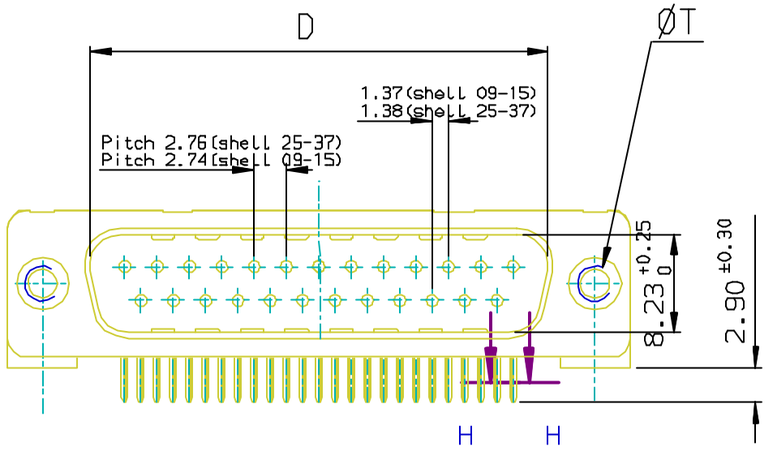

SECTION HH

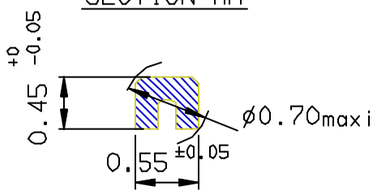

PC card drilling dimensions(after plating)

(thickness 1.60±0.20mm)

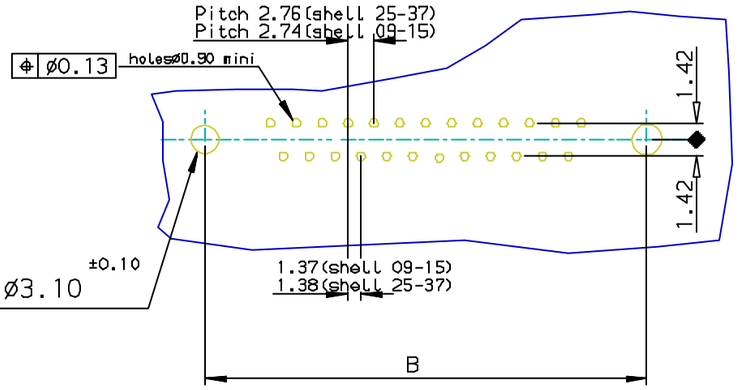

SHELL	A±0.38	B±0.12	C±0.10	D±0.25 0	G±0.25 0	PART NUMBER Plating:0.76µ AU	Plating:Flash AU
09	30.81	24.99	16.96	16.79	5.90	D09P23A6U*00**	D09P23A4U*00**
15	39.14	33.32	25.18	25.12	5.90	D15P23A6U*00**	D15P23A4U*00**
25	53.03	47.04	39.12	38.84	5.70	D25P23A6U*00**	D25P23A4U*00**
37	69.32	63.50	55.68	55.30	5.70	D37P23A6U*00**	D37P23A4U*00**

Threaded ØT M3 = I
Threaded ØT 4.40 = V

LF FOR LEAD FREE

REQUIREMENTS

Technical characteristics:
Shell:steel tin /Zinc Cr3plated
Insulators:self-extinguishing black polyster,ULclass94V0
Contacts size 20:brass,gold on mating end,bright tin
on termination end over nickel on entire contact
Cycles :500 for protection 6
:200 for protection 4

Metal plate for electrical continuity:brass,tin/Zinc Cr3 plated
Screw:brass,tin/Zinc Cr3 plated torque:0.5N/m

Electrical characteristics:
max.current rating:5A
Test voltage:1000V
Rated voltage:300V
Contact resistance:≤15mΩ
Shell resistance:≤5mΩ
Insulation resistance:≥5000MΩ

Climatic characteristics:
Operating temperature range:-55°c +125°c

Dimensions:
in accordance with MIL-C-24308

FOR ROHS DETAILS REFER DWG.NO:C01-8646-0000

rev	ecn no	dr	date
B	I05-0124	JS	2005/07/27
C	I06-0074	SK	2006/06/08
-	-	-	-
-	-	-	-
-	-	-	-
-	-	-	-
-	-	-	-

European Views

www.fciconnect.com

surface ISO 1302 — tolerance std ISO 405 ISO 1101 — TOLERANCES UNLESS OTHERWISE SPECIFIED — projection — mm

Dr	JOHN SLEEBA	1996/08/29	ANGULAR	LINEAR	0.X	±0.1
Eng	GEORGE VJ	1996/08/29			0.XX	±0.1
Chr	GEORGE VJ	2005/07/27	0.XX°	±1°	0.XXX	±0.1
Appr	KVSD	2005/07/27	Product family		D-SUB	

size A3 — Scale 1:1 — ECN - — Spec ref -

title: MALE CONNECT.DELTA D RIGHT ANGLE WITH SCREW ,HARPOON & METAL PLATE.

dwg no C01-8646-0735 — Rev. C

catalog no DELTA-D — CUSTOMER — sheet 1 of 1

REV F - 2006-04-17

Copyright FCI.