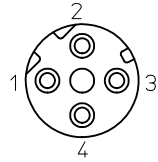


### 4 POLE M12



WIDOK OD STRONY DRUTOW  
VIEW FROM WIRES SIDE

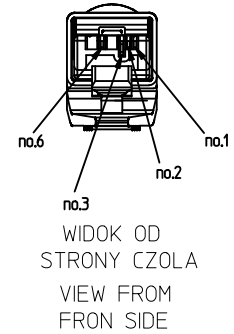
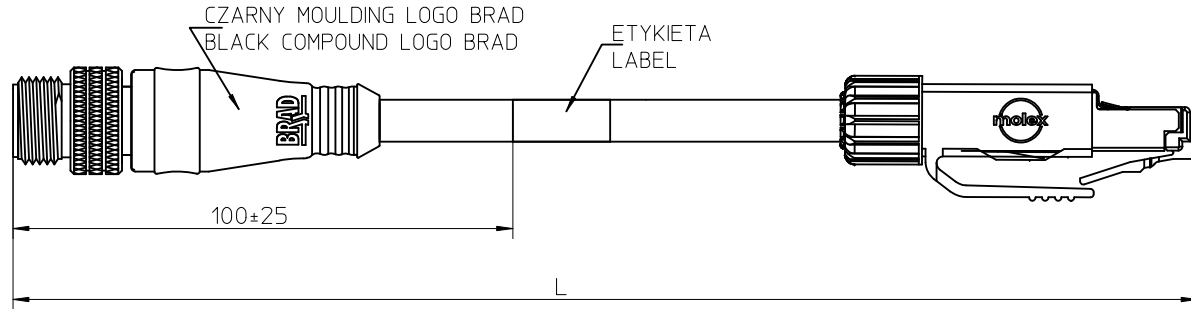
Pin	Kolor przew.	Wire color
1	Zolty	YE
2	Bialy	WH
3	Pomaranzczowy	OG
4	Niebieski	BU

Table of lenght tolerances/ Tablica tolerancji dlugosci mm		
Over/Od	Up to and including/ Do-wlacznie	Tolerance/Tolerancja +
0	305	+19
305	915	+45
915	1830	+56
1830	3660	+89
3660	7320	+165
7320	14640	+317
14640	30500	+610
30500		+2% of lenght/dlugosci

TABELA 1  
CHART 1

MOLEX PN	WOODHEAD PN	L(mm)
1201088056	E16A06010M005	500
1201088057	E16A06010M010	1000
1201088058	E16A06010M020	2000
1201088059	E16A06010M030	3000
1201088060	E16A06010M050	5000

Pin 1 - Zolty/YE  
Pin 2 - Pomaranzczowy/OG  
Pin 3 - Bialy/WH  
Pin 6 - Niebieski/BU



UWAGI:

1. DLUGOSC CIECIA PRZEWODOW I SPECYFIKACJE NABIJANIA WEDLUG LISTY CIECIA.

NOTES:

1. FOR WIRES CUTTING LENGTHS AND CRIMPING SPECIFICATION SEE THE CUTTING LIST.

ORIGINAL RELEASE EC NO: WEU2011-0508 DRWIN:MDABROWSKA 2011/03/24 CHKD: APPR:MWOLSZCZAK 2011/04/29	DESCRIPTION REV	QUALITY SYMBOLS	GENERAL TOLERANCES (UNLESS SPECIFIED) mm INCH 4 PLACES ± --- ± --- 3 PLACES ± --- ± --- 2 PLACES ± --- ± --- 1 PLACE ± --- ± --- ANGULAR ± ---°	DIMENSION STYLE	SCALE	DESIGN UNITS	FIRST ANGLE PROJECTION
				MM ONLY	---	METRIC	
				DRAWN BY DATE	TITLE		
				CHECKED BY DATE			
				APPROVED BY DATE	MOLEX INCORPORATED		
				MATERIAL NO.	DOCUMENT NO.		
				SIZE	THIS DRAWING CONTAINS INFORMATION THAT IS PROPRIETARY TO MOLEX INCORPORATED AND SHOULD NOT BE USED WITHOUT WRITTEN PERMISSION		