

## Sensor/Actuator cable - SAC-3P- 5,0-PVC/M 8FR-2L - 1508174

Please be informed that the data shown in this PDF Document is generated from our Online Catalog. Please find the complete data in the user's documentation. Our General Terms of Use for Downloads are valid (<http://phoenixcontact.com/download>)



Sensor/Actuator cable, 3-position, PVC, Black RAL 9005, free cable end, on Socket angled M8, with 2 LEDs, Cable length: 5 m

### Product Features



### Key commercial data

Packing unit	1 pc
Minimum order quantity	5 pc
Custom tariff number	85444290
Country of origin	Poland

### Technical data

#### Dimensions

Length of cable	5 m
Stripping length of the free conductor end	50 mm

#### Ambient conditions

Degree of protection	IP65
	IP67
	IP68

#### General

Rated current at 40°C	4 A
Rated voltage	24 V
Number of positions	3
Contact resistance	≤ 5 mΩ
Insulation resistance	≥ 100 MΩ
Coding	A - standard

## Sensor/Actuator cable - SAC-3P- 5,0-PVC/M 8FR-2L - 1508174

### Technical data

#### General

Status display	2 LEDs
Protective circuit/component	Unwired
Surge voltage category	II
Pollution degree	3

#### Material

Inflammability class according to UL 94	HB
Contact material	CuSn
Contact surface material	Ni/Au
Contact carrier material	TPU GF
Material of grip body	TPU, hardly inflammable, self-extinguishing
Material, knurls	Zinc die-cast, nickel-plated
Sealing material	NBR

#### Cable

Cable type	PVC black
Cable type (abbreviation)	PVC
Cable abbreviation	LiYY
Conductor cross section	3x 0.25 mm <sup>2</sup> (signal line)
AWG signal line	24
Conductor structure signal line	32x 0.10 mm
Core diameter including insulation	1.25 mm ±0.02 mm
Thickness, insulation	≥ 0.23 mm (Core insulation)
Wire colors	brown, blue, black
Overall twist	3 wires, twisted
External sheath, color	Black RAL 9005
Outer sheath thickness	≥ 0.76 mm
External cable diameter D	4.4 mm ±0.15 mm
Cable weight	29 kg/km
Outer sheath, material	PVC
Material conductor insulation	PVC
Conductor material	Bare Cu litz wires
Insulation resistance	≥ 100 MΩ*km (at 20 °C)
Conductor resistance	max. 78 Ω/km (at 20 °C)
Nominal voltage, cable	≥ 300 V
Test voltage, cable	≤ 3000 V
Flame resistance	As per UL-Style 2464
Ambient temperature (operation)	-25 °C ... 80 °C (cable, fixed installation)

## Sensor/Actuator cable - SAC-3P- 5,0-PVC/M 8FR-2L - 1508174

### Technical data

#### Cable

	-5 °C ... 80 °C (cable, flexible installation)
--	--

### Classifications

#### eCl@ss

eCl@ss 4.0	27060306
eCl@ss 4.1	27060306
eCl@ss 5.0	27061801
eCl@ss 5.1	27061801
eCl@ss 6.0	27061801
eCl@ss 7.0	27061801
eCl@ss 8.0	27279218

#### ETIM

ETIM 2.0	EC000830
ETIM 3.0	EC001855
ETIM 4.0	EC001855
ETIM 5.0	EC001855

#### UNSPSC

UNSPSC 6.01	31251501
UNSPSC 7.0901	31251501
UNSPSC 11	31251501
UNSPSC 12.01	31251501
UNSPSC 13.2	31251501

### Approvals

#### Approvals

---

#### Approvals

UL Listed / cUL Listed / cULus Listed

---

#### Ex Approvals

---

Approvals submitted

# Sensor/Actuator cable - SAC-3P- 5,0-PVC/M 8FR-2L - 1508174

## Approvals

### Approval details

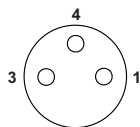
UL Listed	
Nominal current IN	4 A
Nominal voltage UN	24 V

cUL Listed	
Nominal current IN	4 A
Nominal voltage UN	24 V

cULus Listed	
--------------	--

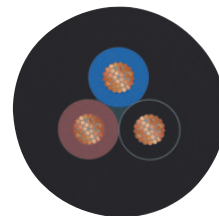
## Drawings

Schematic diagram



Pin assignment socket M8

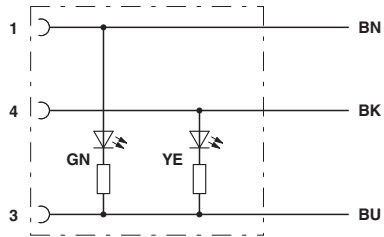
Cable cross section



PVC black [PVC]

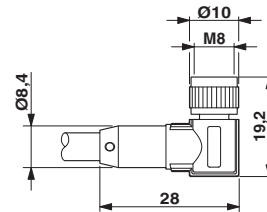
# Sensor/Actuator cable - SAC-3P- 5,0-PVC/M 8FR-2L - 1508174

Circuit diagram



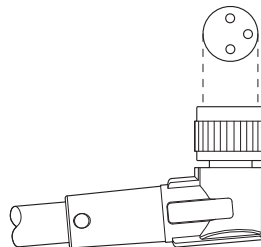
Contact assignment of the M12 socket

Dimensional drawing



Socket M8 x 1, angled, with LED

Schematic diagram



Layout of connector pin assignments