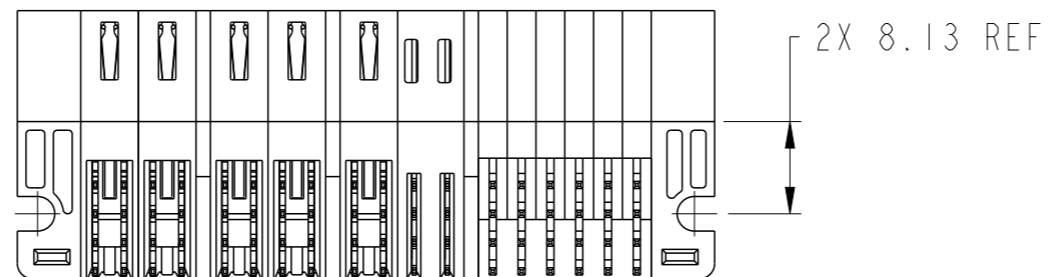
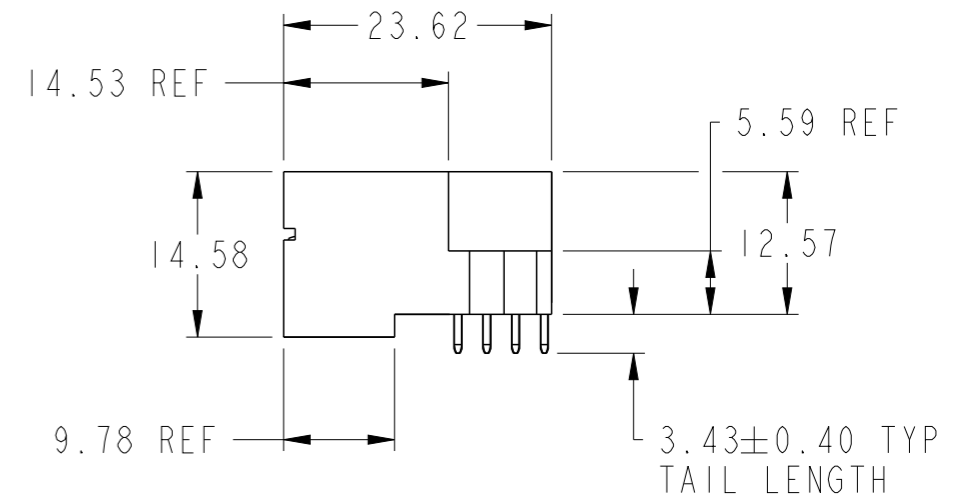
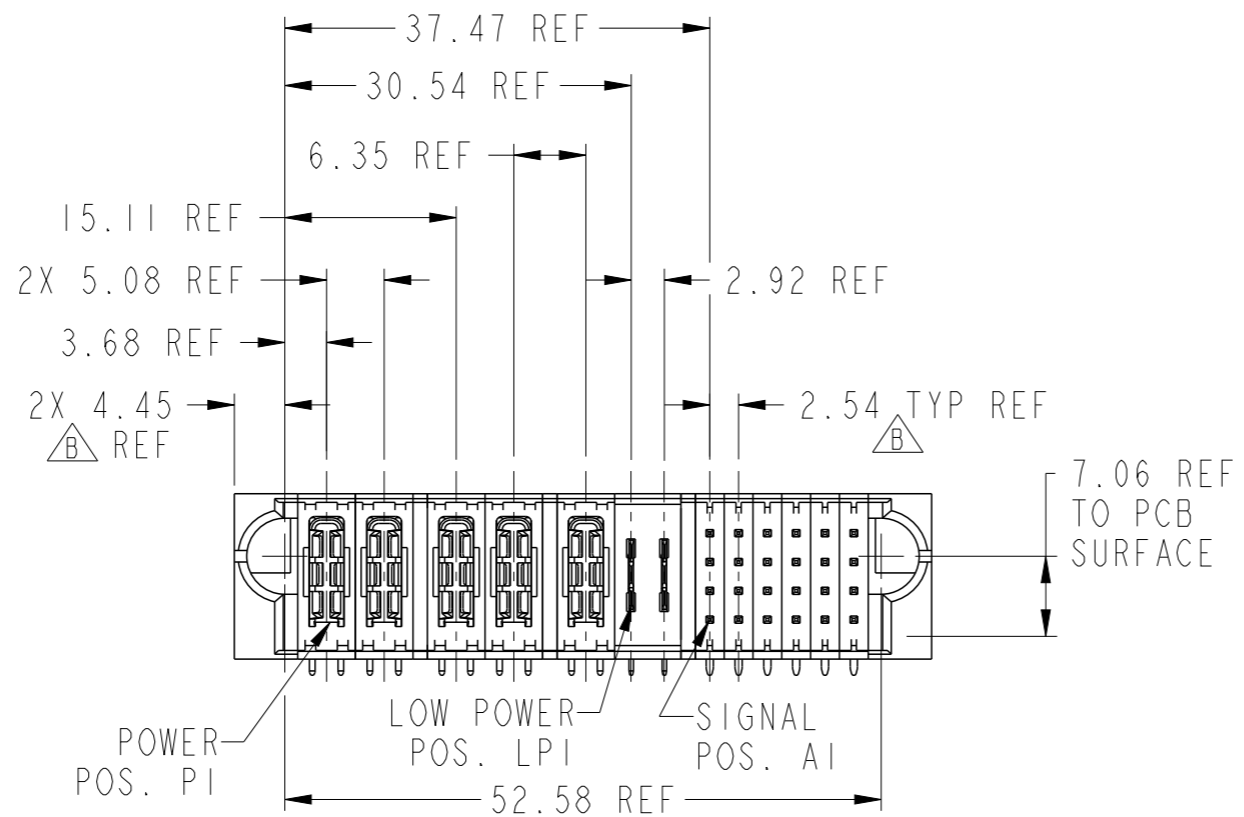
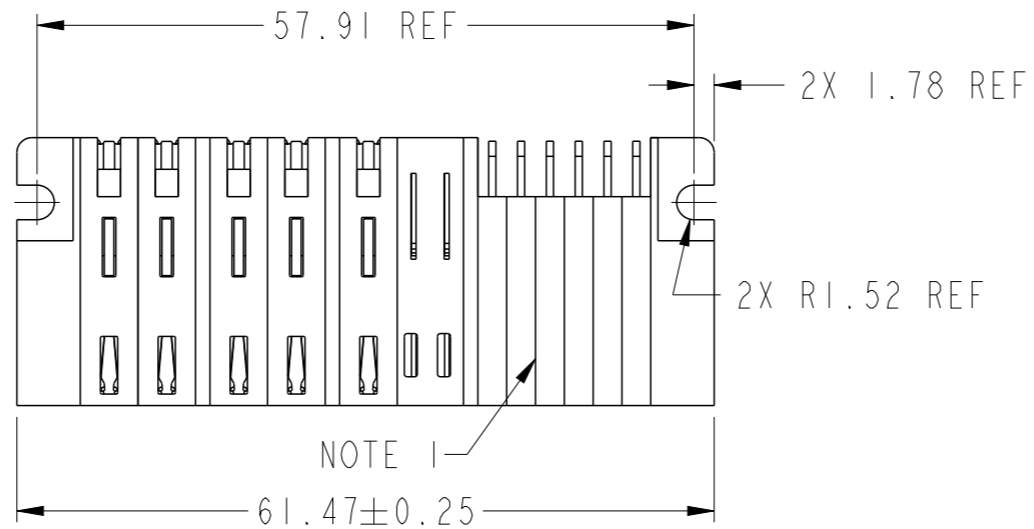


PART NUMBER 10106262-5206002LF



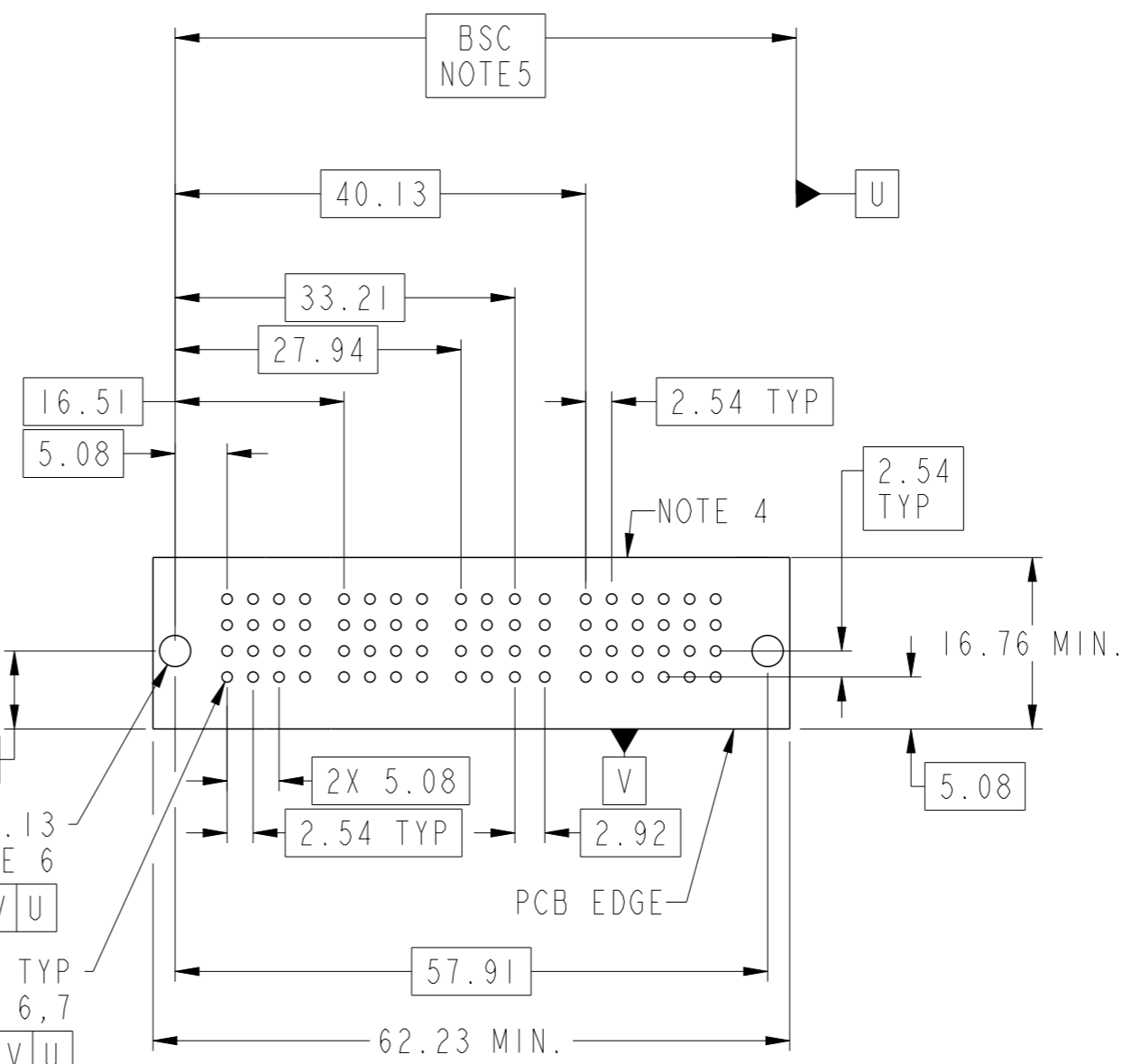
spec ref	*		
tolerance std	ASME Y14.5	TOLERANCES UNLESS OTHERWISE SPECIFIED	
surface	linear	0.X	±0.5
		0.XX	±0.25
		0.XXX	±0.10
ASME Y14.5	angular	0°	±2°

dr	Peng-Bing Fu	2012/03/01
eng	Peng-Bing Fu	2012/11/13
chr	Shao-Qi Kuang	2012/11/13
appr	Pei-Ming Zheng	2012/11/13

projection	MM	size	A3	scale	3:2
product family	PwrBlade+	ecn no	ELX-DG-013147-1		
rel level	Released				
cat. no.	5HP + 2LP + 24S	dwg no	10106262-5206002		
Product - Customer Drw	www.fci.com	rev	B		
sheet 1 of 3					

Copyright FCI. FCI

PRODUCT NO.	ROWS	HIGH POWER					LP		SIGNAL						E2																																														
		E1	P1	P2	P3	P4	P5	LP1	LP2	1	2	3	4	5		6																																													
10106262-5206002LF	DCBA	H1 H1		H1 H1		H1 LJLJ		<table border="1"> <tr><td>U</td><td>U</td><td>U</td><td>U</td><td>U</td><td>U</td><td>U</td><td>U</td><td>U</td><td>U</td><td>U</td><td>U</td></tr> <tr><td>T</td><td>T</td><td>T</td><td>T</td><td>G</td><td>G</td><td>G</td><td>G</td><td>G</td><td>G</td><td>G</td><td>G</td></tr> <tr><td>S</td><td>S</td><td>S</td><td>S</td><td>S</td><td>S</td><td>S</td><td>S</td><td>S</td><td>S</td><td>S</td><td>S</td></tr> <tr><td>R</td><td>R</td><td>L</td><td>R</td><td>L</td><td>R</td><td>L</td><td>R</td><td>L</td><td>R</td><td>L</td><td>R</td></tr> </table>						U	U	U	U	U	U	U	U	U	U	U	U	T	T	T	T	G	G	G	G	G	G	G	G	S	S	S	S	S	S	S	S	S	S	S	S	R	R	L	R	L	R	L	R	L	R	L	R
U	U	U	U	U	U	U	U	U	U	U	U																																																		
T	T	T	T	G	G	G	G	G	G	G	G																																																		
S	S	S	S	S	S	S	S	S	S	S	S																																																		
R	R	L	R	L	R	L	R	L	R	L	R																																																		



$\text{Ø}$	$\text{Ø}0.10$	$\text{M}$	V	U
$\text{Ø}1.02 \pm 0.07$ TYP NOTE 6,7				
$\text{Ø}$	$\text{Ø}0.10$	$\text{M}$	V	U

CODE	DESCRIPTION
E	MLBF SIGNAL CONTACT, ROW A (3.43)
G	MLBF SIGNAL CONTACT, ROW C (3.43)
H1	STD HIGH POWER CONTACT (3.43)
LJ	MFBL LOW POWER CONTACT (3.43)
R	STD SIGNAL CONTACT, ROW A (3.43)
RL	MFBL SIGNAL CONTACT, ROW A (3.43)
S	STD SIGNAL CONTACT, ROW B (3.43)
SL	MFBL SIGNAL CONTACT, ROW B (3.43)
T	STD SIGNAL CONTACT, ROW C (3.43)
TL	MFBL SIGNAL CONTACT, ROW C (3.43)
U	STD SIGNAL CONTACT, ROW D (3.43)
UL	MFBL SIGNAL CONTACT, ROW D (3.43)

dr	Peng-Bing Fu	2012/03/01	projection	MM	size	A3	scale	3:2
eng	Peng-Bing Fu	2012/11/13			ecn no	ELX-DG-013147-1		
chr	Shao-Qi Kuang	2012/11/13				product family	PwrBlade+	rel level
appr	Pei-Ming Zheng	2012/11/13			5HP + 2LP + 24S RA SOLDER HEADER		dwg no 10106262-5206002	rev B
www.fci.com			cat. no.	Product - Customer Drw			sheet 2 of 3	

Copyright FCI.  
 FCI

NOTES:

- 1) "FCI", PART NUMBER AND DATE CODE TO BE MARKED ON THIS SURFACE.  
THE P/N CAN BE OMITTED IF THERE IS NOT ENOUGH SPACE ON THIS SURFACE.
- 2) MATERIALS:  
-HOUSING - GLASS FILLED WITH HIGH TEMP THERMOPLASTIC, UL94V-0.  
-SIGNAL CONTACT - COPPER ALLOY.  
-POWER CONTACT - HIGH CONDUCTIVITY COPPER ALLOY.
- 3) PLATING SPECIFICATION REFER TO FCI 10116351
- 4) DENOTES CONNECTOR KEEP OUT ZONE.
- 5) DATUM AND BASIC DIMENSIONS WERE ESTABLISHED BY CUSTOMER.
- 6) ALL HOLE DIAMETERS ARE FINISHED HOLE SIZES.
- 7)  $1.15 \pm 0.025$ MM DRILLED HOLE PLATED WITH 0.00762MM MIN Sn  
OVER 0.0254-0.0762MM Cu PLATING TO ACHIEVE A  $1.02 \pm 0.07$ MM HOLE.
- 8) PRODUCT SPECIFICATION REFER TO FCI GS-12-658.  
APPLICATION SPECIFICATION REFER TO FCI GS-20-141.  
PRODUCT PACKAGED IN TRAYS, REFER TO FCI GS-14-1502.
- 9) A  $\triangle$  B SYMBOL WILL BE NEXT TO ANY DIMENSION, VIEW, OR NOTE WHICH HAS BEEN MODIFIED WITH THE CURRENT DRAWING REVISION.



Copyright FCI.

dr	Peng-Bing Fu	2012/03/01	projection 	MM 	size	A3	scale	3:2
eng	Peng-Bing Fu	2012/11/13			ecn no	ELX-DG-013147-1		
chr	Shao-Qi Kuang	2012/11/13			rel level	Released		
appr	Pei-Ming Zheng	2012/11/13	product family	PwrBlade+				
		title 5HP + 2LP + 24S RA SOLDER HEADER			dwg no 10106262-5206002	rev B		
www.fci.com		cat. no.	Product - Customer Drw			sheet 3 of 3		