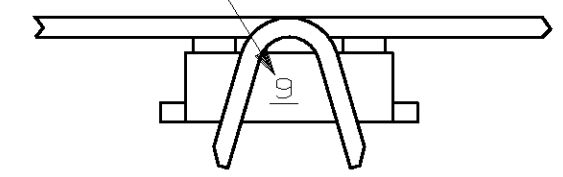


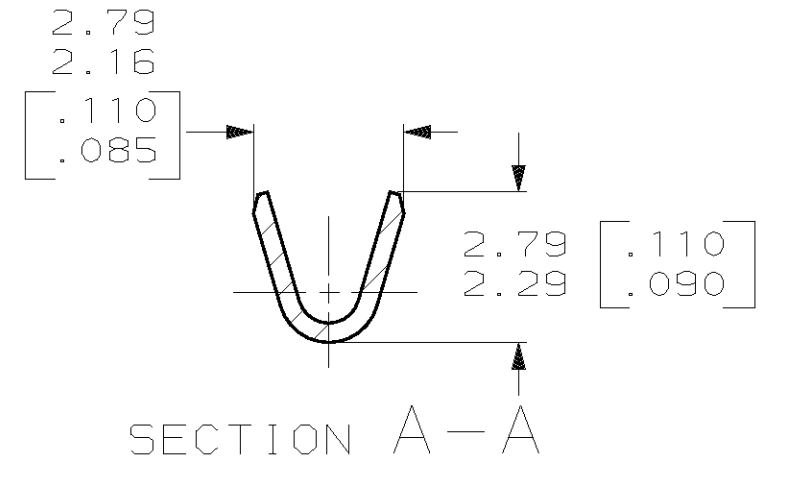
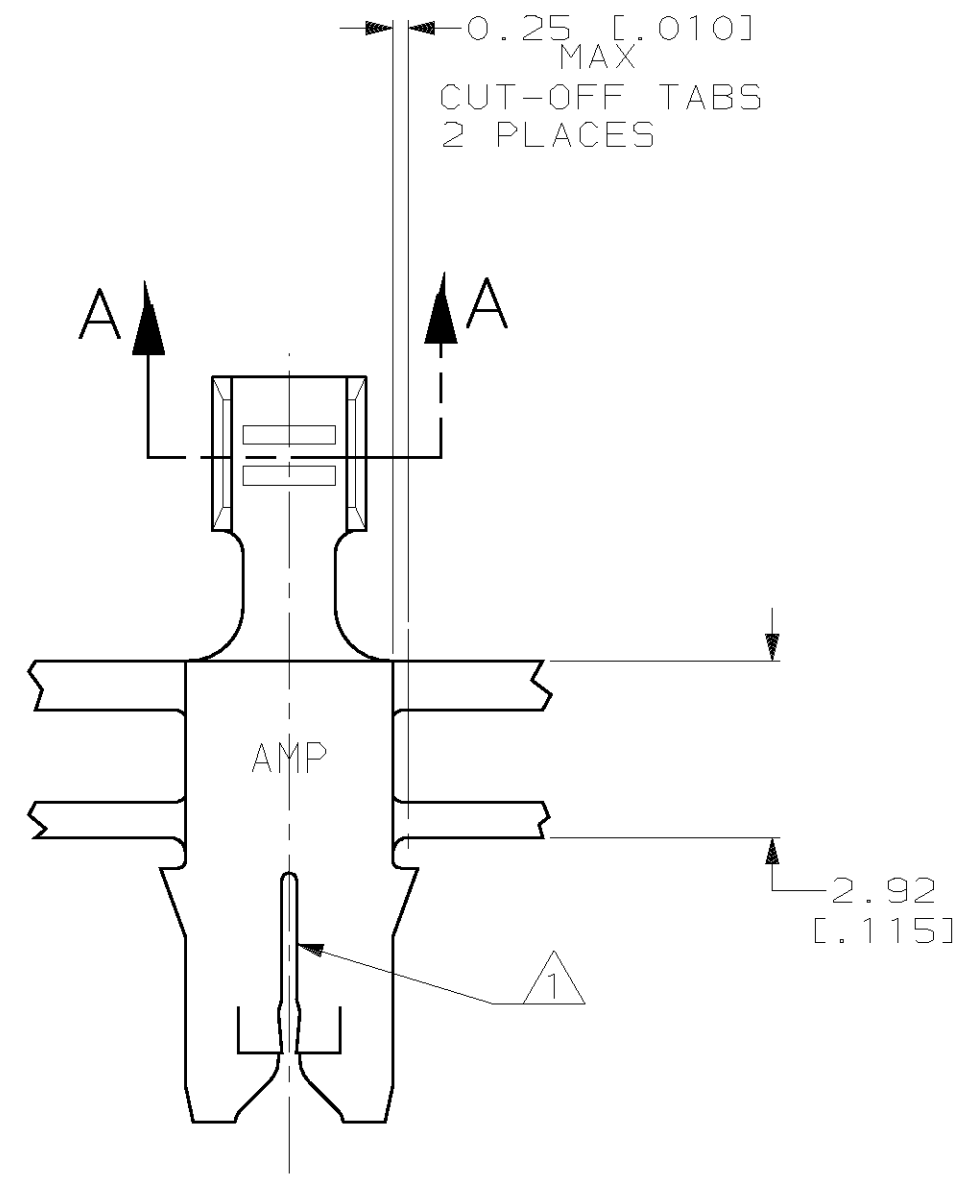
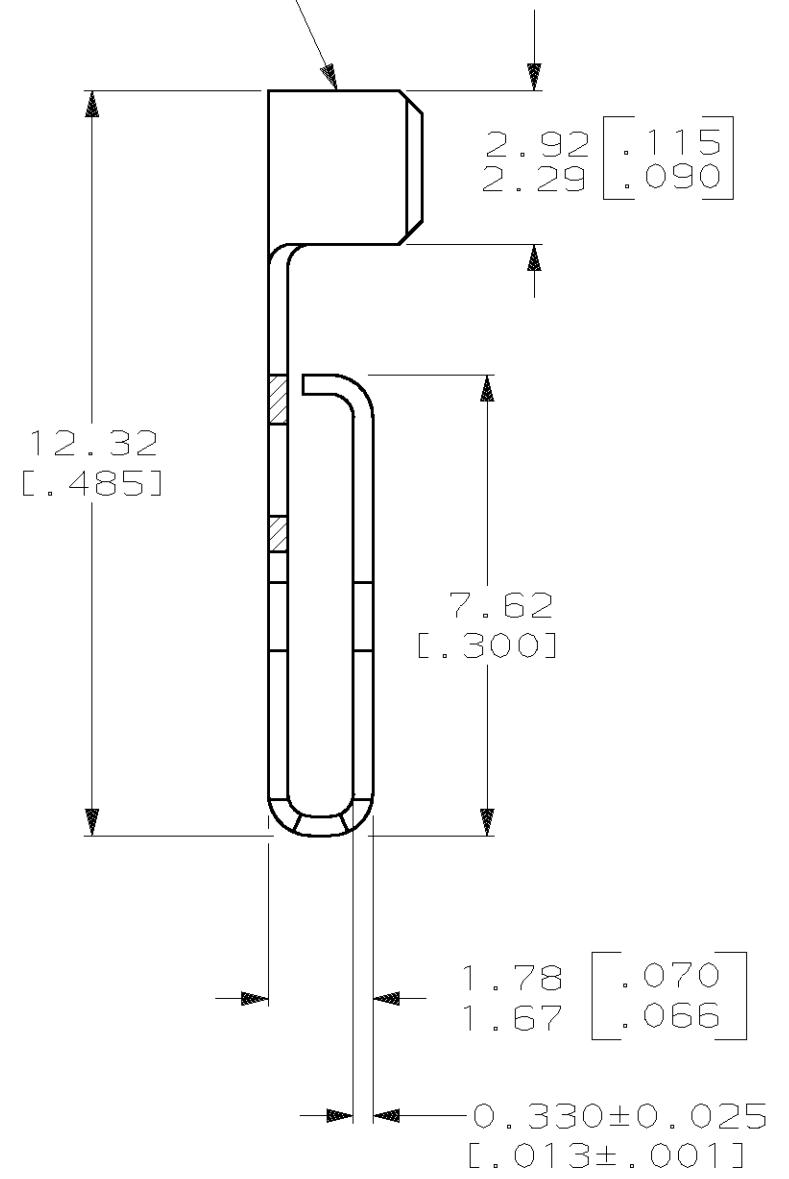
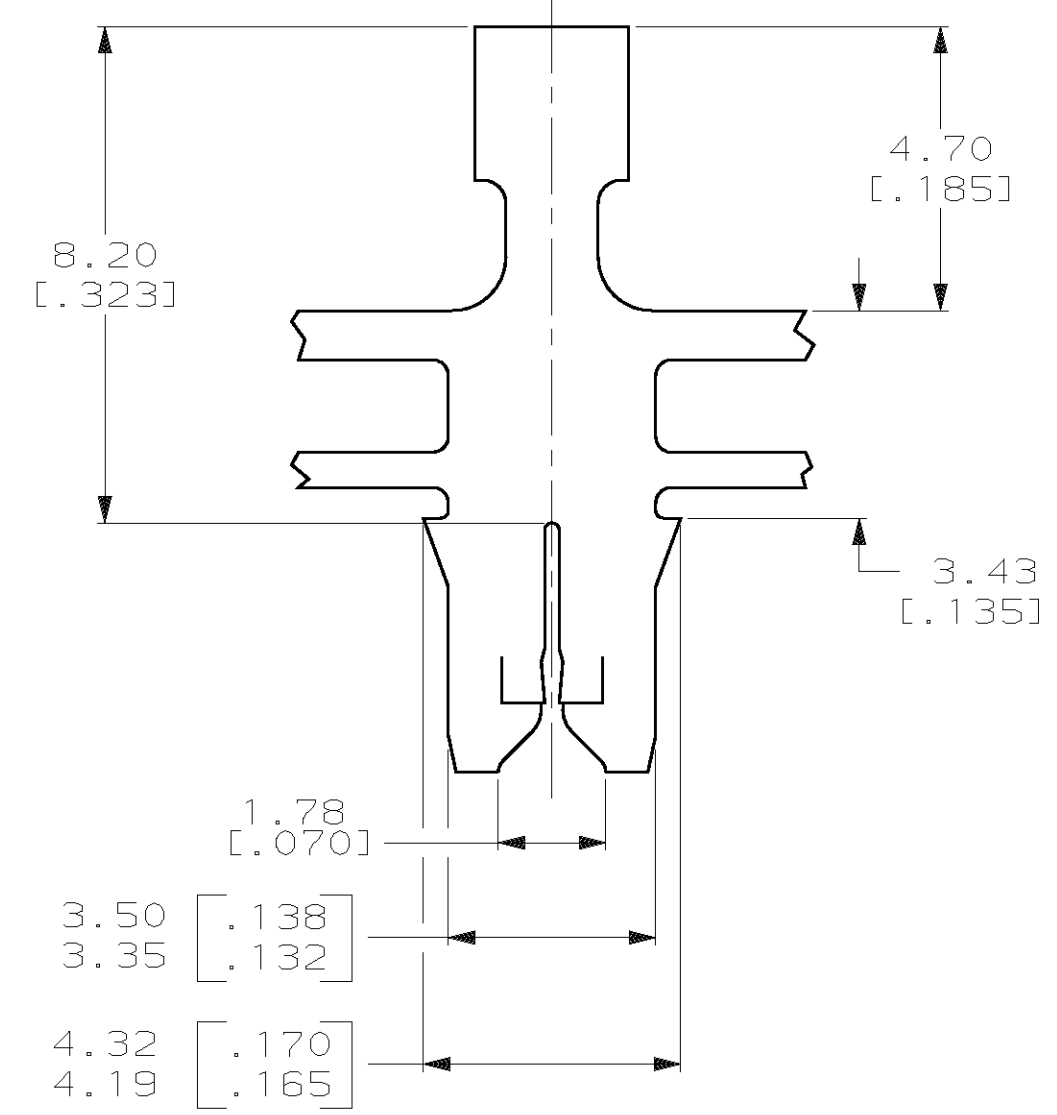
THIS DRAWING IS UNPUBLISHED. RELEASED FOR PUBLICATION .19
 (C) COPYRIGHT 19 BY AMP INCORPORATED. ALL RIGHTS RESERVED.

LOC	DIST	REVISIONS			
P	LTR	DESCRIPTION	DATE	DWN	APVD
AF	50	G	REVISED PER EC 063A-0046-99	14JUL99	SW KR

IDENTIFICATION NUMBER 9 FOR MAGNET WIRE RANGE



- 1 SLOT TERMINATES 0.36-0.50mm [#27-#24] AWG COPPER MAGNET WIRE EITHER SINGLE OR DOUBLE OF THE SAME SIZE.
- 2 CONTINUOUS STRIP ON REELS WITH TERMINALS LOCATED ON 8.38±0.08 [.330±.003] CENTERS.
- 3 WIRE BARREL TO ACCEPTS #22-#18 AWG STRANDED LEAD WIRE.



63237-1
PART NUMBER

THIS DRAWING IS A CONTROLLED DOCUMENT.		DWN MICHAEL S. FEHER 17SEP96	AMP AMP Incorporated Harrisburg, PA 17105-3608
DIMENSIONS: mm [INCHES]		CHK RICHARD GRZYBOWSKI 25SEP96	
TOLERANCES UNLESS OTHERWISE SPECIFIED:		APVD NELSON E. NEFF 25SEP96	NAME TERMINAL, F-CRIMP, 300 SERIES, MAG-MATE™
0 PLC ±- 1 PLC ±- 2 PLC ±0.25(.010) 3 PLC ±- 4 PLC ±- ANGLES ±-		PRODUCT SPEC 108-2012	SIZE A2
MATERIAL 4M BRASS		APPLICATION SPEC 114-2046	CAGE CODE 00779
FINISH 0.002032(.000080) MIN TIN		WEIGHT -	DRAWING NO C-63237
CUSTOMER DRAWING			SCALE 8:1
			SHEET 1 OF 1
			REV G

63237

A