
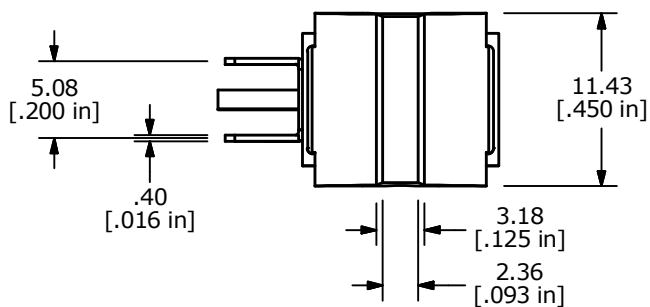
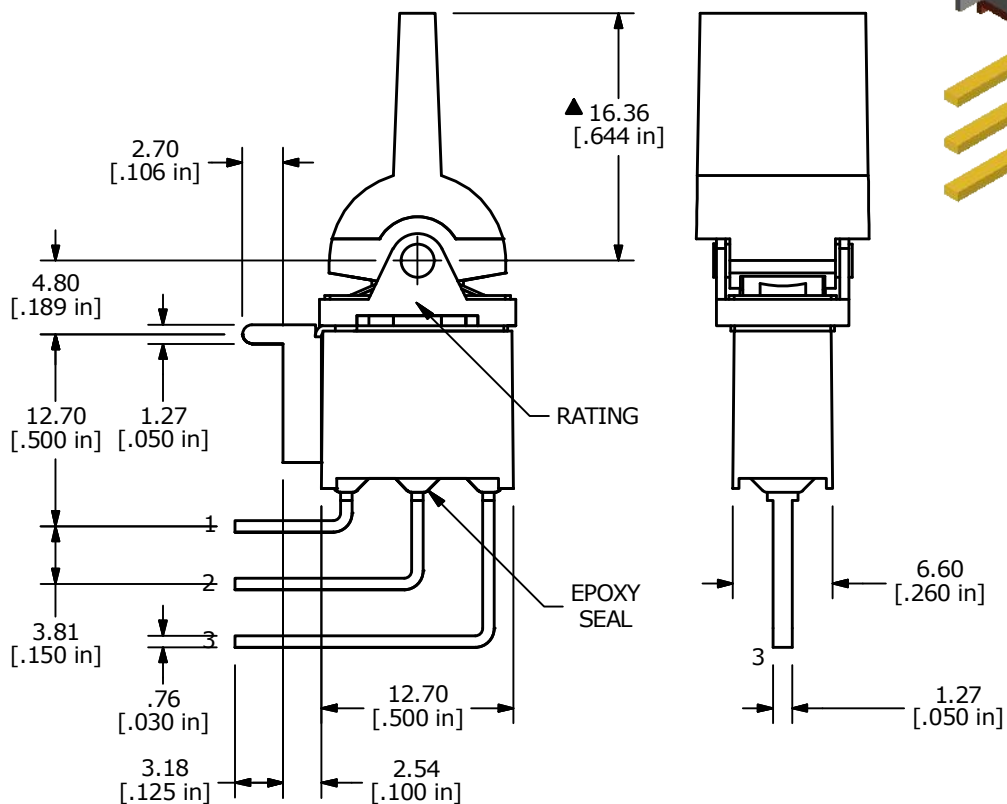
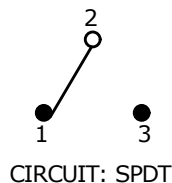


RECOMMENDED P.C. LAYOUT



SWITCH FUNCTION		
POS. 1	POS. 2	POS. 3
(ON)	OFF	(ON)
2-3	OPEN	2-1

(ON) = MOMENTARY



- NOTE:
1. ALL DIMENSIONS IN MM [INCH]
 2. GENERAL TOLERANCE: X.X=±0.4
X.XX=±0.25
 3. TERMINAL NUMBERS FOR REF ONLY
 4. PLATING MATERIAL: GOLD
 - ▲ 5. RATING: 0.4 VOLT-AMPS MAX. @20V MAX. AC OR DC
 6. ELECTRIC LIFE: 30,000 MAKE-AND-BREAK CYCLES AT FULL LOAD.
 7. INSULATION RESISTANCE: 1,000 MEGA-OHM MIN.
 8. DIELECTRIC STRENGTH: 1,000 V RMS @SEA LEVEL.
 9. OPERATING TEMP.: -30°C to 85°C
 10. ▲ DENOTES CRITICAL PARAMETER.
 11. 2011/65/EU (ROHS) COMPLIANT



B	22707	UPDATED LAYOUT AND TERMINALS	2/16/17	MJR
A	12865	RELEASED	2/28/03	CJB
REV	PCR NO	DESCRIPTION	DATE	BY

TITLE 300AWSP4J6BLKM7RE				
SCALE 2:1	DATE 2/28/2003	DR CJB	DWG T301467	REV B

THE INFORMATION CONTAINED IN THIS DOCUMENT IS PROPRIETARY TO E-SWITCH AND IS NOT TO BE COPIED OR TRANSFERRED