

DO NOT SCALE FROM THIS PRINT

N

TABLE 1			
ITEM	COMPONENT	-H	-HN
1	SUB ASSEMBLY	SUB-MMCX-P-C-F-ST-CA1	SUB-MMCX-P-C-FN-ST-CA1
2	PIN	MMCX-PIN-001-H	MMCX-PIN-001-H
3	OUTER FERRULE	MCX-FER-001-F	MCX-FER-001-N

GENDER
-P: PLUG

TYPE
-C: CABLE

TERMINATION
-CA1: CABLE (RG174 OR RG316)

ORIENTATION
-ST: STRAIGHT

N PLATING SPECIFICATION
 -H: 30µ" GOLD CENTER CONTACT, 3µ" GOLD OUTER CONTACT
 -HN: 30µ" GOLD CENTER CONTACT, 100µ" NICKEL OUTER CONTACT (SEE TABLE 1)

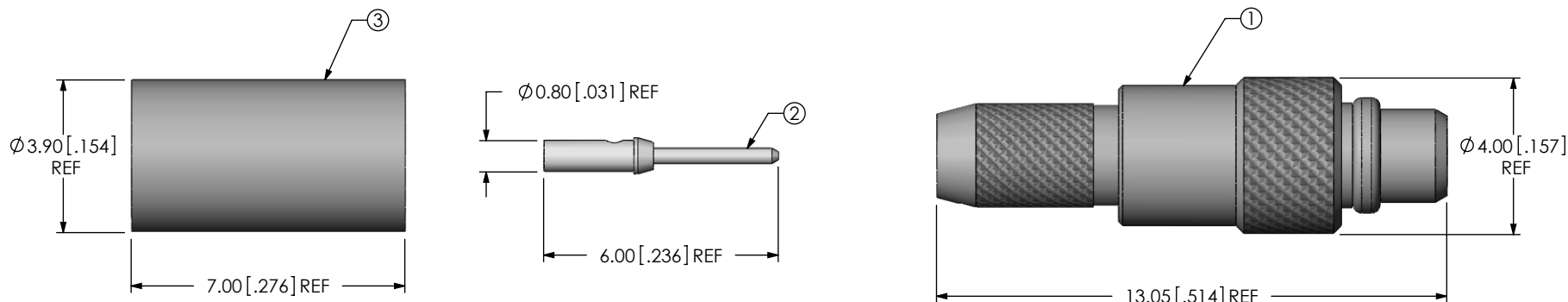


FIG 1
MMCX-P-C-XX-ST-CA1-MKT SHOWN

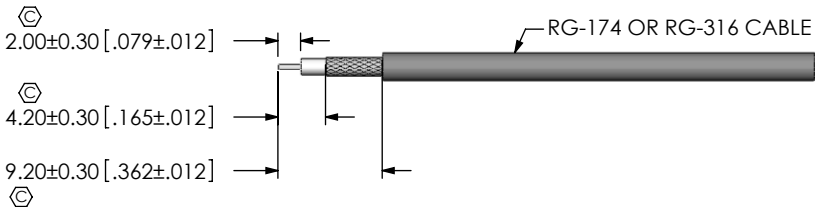
NOTES:

1. \varnothing REPRESENTS A CRITICAL DIMENSION.
2. PUSHOUT FORCE FOR CENTER CONTACT: 11.12 N [2.5 LB] MIN.
3. NOTE DELETED.
4. NOTE DELETED.
5. PRODUCT TO BE PACKAGED PER PACKAGING STANDARD CO-HD-WI-3040-M.
6. NOTE DELETED.
7. NOTE DELETED.
8. NOTE DELETED.

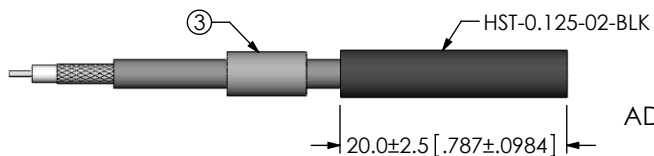
F:\DWG\MISC\MKTG\MMCX-P-C-XX-ST-CA1-MKT.SLDDRW

UNLESS OTHERWISE SPECIFIED, DIMENSIONS ARE IN MILLIMETERS [INCHES]. TOLERANCES ARE: DECIMALS ANGLES .X: ± 0.3 [.01] 5° .XX: ± 0.13 [.005] .XXX: ± 0.051 [.0020]	PROPRIETARY NOTE THIS DOCUMENT CONTAINS INFORMATION CONFIDENTIAL AND PROPRIETARY TO SAMTEC, INC. AND SHALL NOT BE REPRODUCED OR TRANSFERRED TO OTHER DOCUMENTS OR DISCLOSED TO OTHERS OR USED FOR ANY PURPOSE OTHER THAN THAT WHICH IT WAS OBTAINED WITHOUT THE EXPRESSED WRITTEN CONSENT OF SAMTEC, INC.	samtec 520 PARK EAST BLVD, NEW ALBANY, IN 47150 PHONE: 812-944-6733 FAX: 812-948-5047 e-Mail: info@SAMTEC.com code: 55322
MATERIAL: DO NOT SCALE DRAWING SHEET SCALE: 4:1	DESCRIPTION: MMCX STR CABLE PLUG, RG174 & RG316- 50 OHM	
SHELL, FERRULE: BRASS CONTACT: BRASS DIELECTRIC: PTFE	DWG. NO. MMCX-P-C-XX-ST-CA1	
	BY: R MUSSER 02/06/2008	SHEET 1 OF 2

REVISION N




IN-PROCESS 1
STRIP AND TIN INNER CONDUCTOR




IN-PROCESS 2
ADD HEAT SHRINK TUBE AND FERRULE



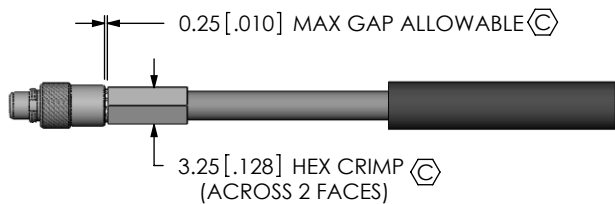
IN-PROCESS 3
SOLDER SIGNAL PIN



IN-PROCESS 4
FLARE SHIELD



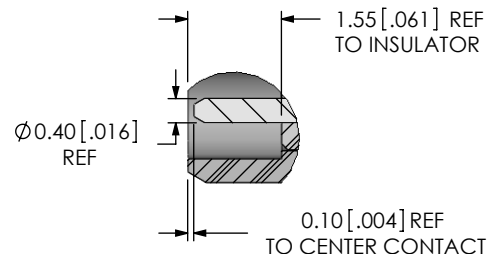
IN-PROCESS 5
ADD SUB-ASSEMBLY



IN-PROCESS 6
CRIMP FERRULE
(USE RF CRIMP HAND TOOL
CAT-HT-126667-21 OR EQUIVALENT)



IN-PROCESS 7
APPLY HEAT SHRINK TUBING



DETAIL 'A'
SCALE 8 : 1

CRITICAL DIMENSION INSPECTION INSTRUCTION TABLE	
ASSEMBLY OPERATION	IN-PROCESS INSPECTION
STRIP AND TIN INNER CONDUCTOR	C101, C102, C103
SOLDER SIGNAL PIN	C104
CRIMP FERRULE	C105, C106

PROPRIETARY NOTE

THIS DOCUMENT CONTAINS INFORMATION CONFIDENTIAL AND PROPRIETARY TO SAMTEC, INC. AND SHALL NOT BE REPRODUCED OR TRANSFERRED TO OTHER DOCUMENTS OR DISCLOSED TO OTHERS OR USED FOR ANY PURPOSE OTHER THAN THAT WHICH IT WAS OBTAINED WITHOUT THE EXPRESSED WRITTEN CONSENT OF SAMTEC, INC.

DO NOT SCALE DRAWING

SHEET SCALE: 1:0.666667



520 PARK EAST BLVD, NEW ALBANY, IN 47150
PHONE: 812-944-6733 FAX: 812-948-5047
e-Mail: info@SAMTEC.com code: 55322

DESCRIPTION:
MMCX STR CABLE PLUG, RG174 & RG316- 50 OHM

DWG. NO.
MMCX-P-C-XX-ST-CA1

BY: R MUSSER 02/06/2008 SHEET 2 OF 2