

Terminal adapter - HC-B 6-A-UT-PEL-F - 1648018


Please be informed that the data shown in this PDF Document is generated from our Online Catalog. Please find the complete data in the user's documentation. Our General Terms of Use for Downloads are valid (<http://phoenixcontact.com/download>)



HEAVYCON terminal adapter, socket insert, B6 series, 6-pos., for the left side of the control cabinet, screw connection



Key Commercial Data

Packing unit	5 STK
GTIN	 4 017918 969615
GTIN	4017918969615

Technical data

Dimensions

Drill hole distance, horizontal	44 mm
Height	74.2 mm

Ambient conditions

Ambient temperature (operation)	-40 °C ... 125 °C
---------------------------------	-------------------

Electrical characteristics

Note	For HEAVYCON ADVANCE panel mounting flange and HEAVYCON panel mounting base of type B6. Plug-in connections may only be operated only when there is no load/voltage.
Number of positions	6
Connection in acc. with standard	IEC / EN
Rated voltage (III/3)	500 V
Rated surge voltage	6 kV
Rated current	16 A

Mechanical characteristics

Type	B6
Screw thread	M3
Connection method	Screw connection

Terminal adapter - HC-B 6-A-UT-PEL-F - 1648018

Technical data

Mechanical characteristics

Tightening torque	0.5 Nm ... 0.8 Nm
Stripping length of the individual wire	12 mm
Conductor cross section	0.5 mm ² ... 2.5 mm ²
Connection cross section AWG	20 ... 14

General

Contact material	Copper alloy
Contact surface material	Ag
Contact carrier material	PA
Standards/regulations	PA: Fire protection in rail vehicles - requirement sets R22 and R23 acc. to DIN EN 45545-2 (Risk level HL1 - HL2)
	PA: Fire protection in rail vehicles - requirement set R24 acc. to DIN EN 45545-2 (Risk level HL1 - HL3)
Degree of pollution	3
Overvoltage category	III
Flammability rating according to UL 94	V0
Connection in acc. with standard	IEC / EN
Assembly instructions	Coding also using the CP-HC (1686478) coding profiles. HC-B6../ HC-B10..for two coding profiles. HC-B16../ HC-B24..for four coding profiles.
Installation instructions	Connectors may only be actuated when there is no load/voltage.

Standards and Regulations

Connection in acc. with standard	CSA
Constructional and testing regulations	DIN EN 61984
	DIN EN 60664
	IEC 60352
Flammability rating according to UL 94	V0

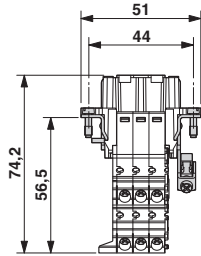
Environmental Product Compliance

REACH SVHC	Lead 7439-92-1
China RoHS	Environmentally Friendly Use Period = 50
	For details about hazardous substances go to tab "Downloads", Category "Manufacturer's declaration"

Drawings

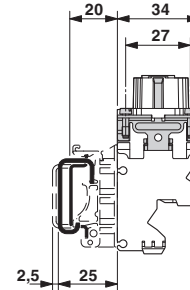
Terminal adapter - HC-B 6-A-UT-PEL-F - 1648018

Dimensional drawing



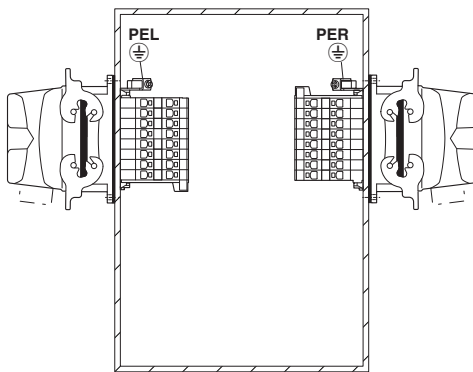
Connection side

Dimensional drawing



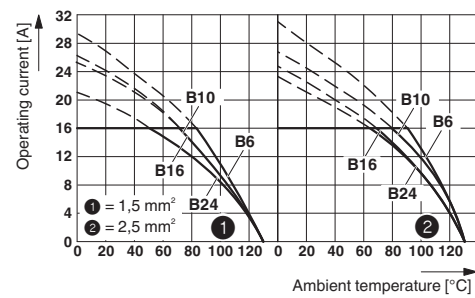
Side view

Application drawing



Mounting position PE connection left/right (PEL/PER)

Diagram



Derating diagram

Approvals

Approvals

Approvals


CSA / UL Recognized / cUL Recognized / EAC / cULus Recognized


Ex Approvals


Approval details

Terminal adapter - HC-B 6-A-UT-PEL-F - 1648018


Approvals

CSA		http://www.csagroup.org/services-industries/product-listing/	013631_6233_01
Nominal voltage UN		600 V	
Nominal current IN		13 A	
mm ² /AWG/kcmil		22-14	

UL Recognized		http://database.ul.com/cgi-bin/XYV/template/LISEXT/1FRAME/index.htm	FILE E 118976
Nominal voltage UN		600 V	
Nominal current IN		13 A	
mm ² /AWG/kcmil		22-14	

cUL Recognized		http://database.ul.com/cgi-bin/XYV/template/LISEXT/1FRAME/index.htm	FILE E 118976
Nominal voltage UN		600 V	
Nominal current IN		13 A	
mm ² /AWG/kcmil		22-14	

EAC		RU C- DE.AI30.B.01102
-----	---	--------------------------

cULus Recognized		http://database.ul.com/cgi-bin/XYV/template/LISEXT/1FRAME/index.htm
------------------	---	---

Phoenix Contact 2018 © - all rights reserved
<http://www.phoenixcontact.com>

PHOENIX CONTACT GmbH & Co. KG
 Flachsmarktstr. 8
 32825 Blomberg
 Germany
 Tel. +49 5235 300
 Fax +49 5235 3 41200
<http://www.phoenixcontact.com>