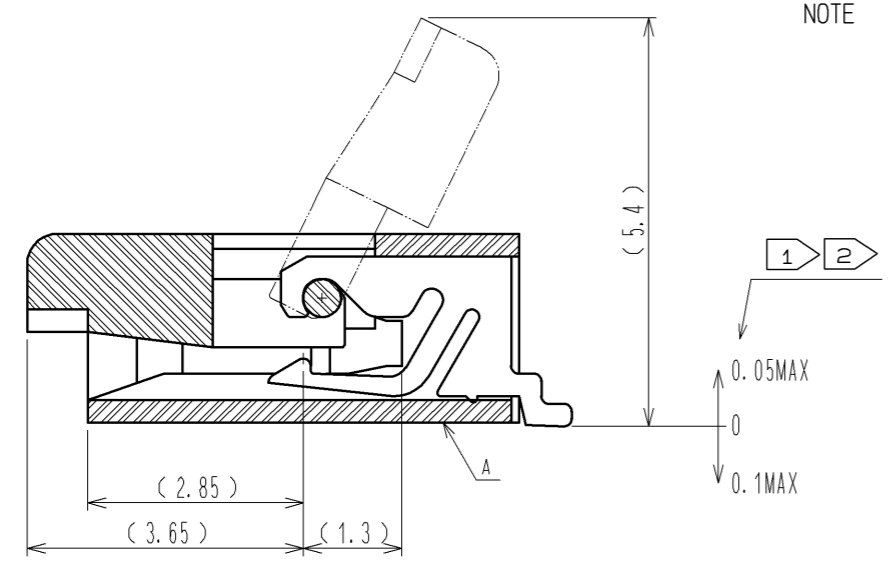


B-B (10:1)

- NOTE
- 1 REFERENCE IS A.
 - 2 LEAD CO-PLANARITY SHALL BE 0.1 MAX.
 - 3 THICKNESS OF SUPPORTING TAPE SHALL BE 0.188(7.5mil) MIN.



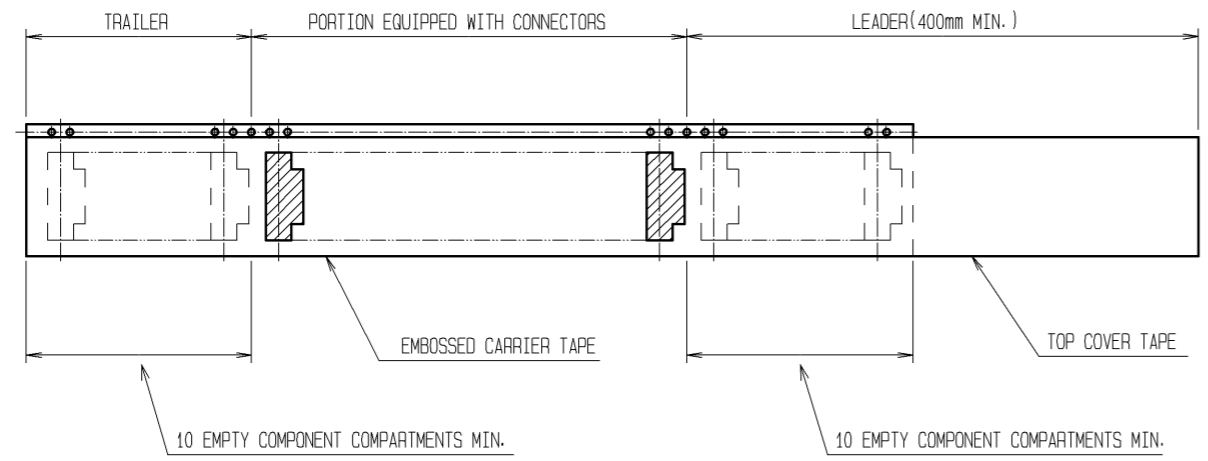
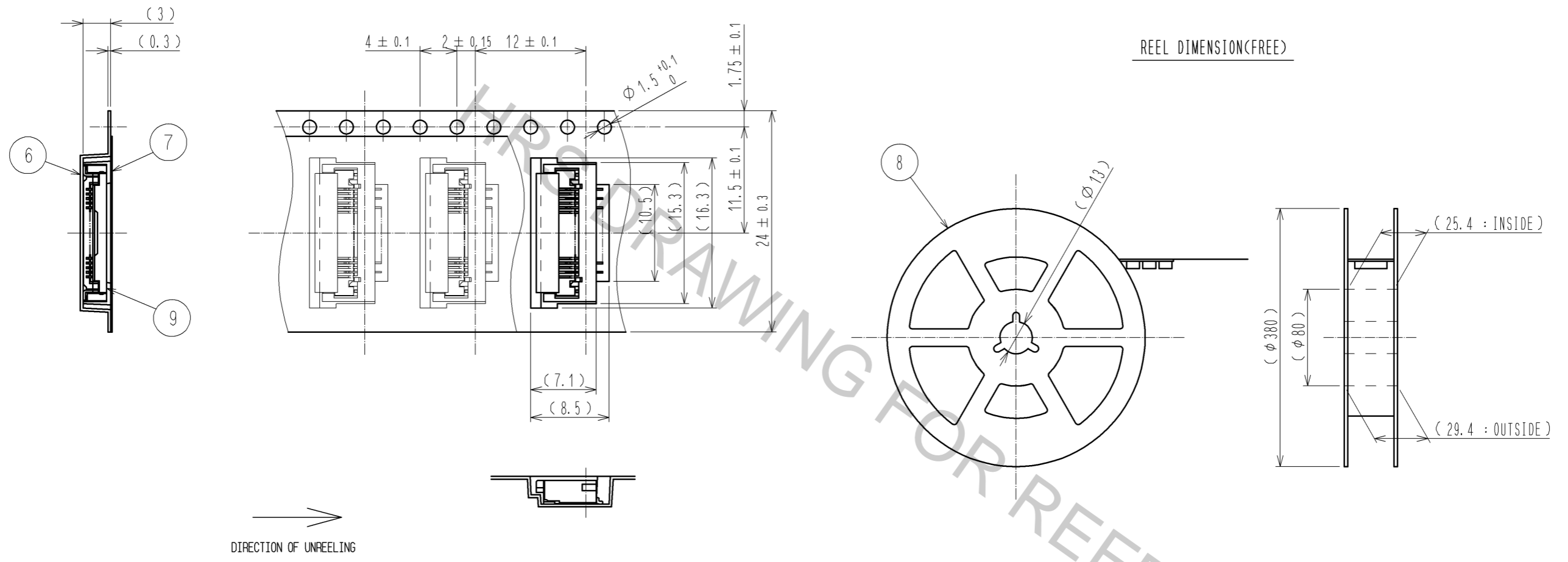
RECOMMENDED METAL MASK THICKNESS: t=0.15

5	BRASS	TIN PLATING 1#MIN OVER NICKEL 1#MIN						
4	BRASS	TIN PLATING 1#MIN OVER NICKEL 1#MIN	9	(CONNECTOR)				
3	PHOSPHOR BRONZE	GOLD PLATING 0.05#MIN OVER NICKEL 1#MIN	8	POLYSTYRENE				
2	LCP	(BLACK) UL94V-0	7	POLYESTER				
1	LCP	(GRAY) UL94V-0	6	POLYSTYRENE				
NO.	MATERIAL	FINISH . REMARKS	NO.	MATERIAL	FINISH . REMARKS			
UNITS	mm	SCALE	5 : 1	COUNT	DESCRIPTION OF REVISIONS	DESIGNED	CHECKED	DATE
		APPROVED	: RI. TAKAYASU	09.10.19	DRAWING NO.	EDC3-327247-01		
		CHECED	: HS. SAKAMOTO	09.10.19	PART NO.	FH28D-20(10)SB-1SH(C05)		
		DESIGNED	: MK. YASUMI	09.10.17	CODE NO.	CL586-1863-0-05		
		DRAWN	: MK. YASUMI	09.10.17				

Apr.1.2017 Copyright 2017 HIROSE ELECTRIC CO., LTD. All Rights Reserved.

EMBOSED CARRIER TAPE DIMENSION(2:1)

REEL DIMENSION(FREE)



- NOTE 4 THE DIMENSIONS IN PARENTHESES ARE FOR REFERENCE.
 5 PER REEL : 2000 CONNECTORS.
 6 REFER TO JIS C 0806 (PACKAGING OF COMPONENTS FOR AUTOMATIC HANDLING).

DRAWING FOR PACKING

HRS	DRAWING NO.	EDC3-327247-01
	PART NO.	FH28D-20<10>SB-1SH<05>
	CODE NO.	CL586-1863-0-05
		△ 2/2